

Location

- Pools shall not be located in the front yard, nor within the required side yard adjacent to the dwelling unit, and must be a minimum of eight feet (8') from the rear and side property line.
- Pools are not permitted within any utility or drainage easements.
- Pools shall be a minimum of five feet (5') from any underground electric service line.

Other requirements

- Any pool with a depth of twenty four inches (24") or greater requires a fence around the pool or the yard. The fence shall be a minimum of four feet (4') in height and all gates shall be self-closing, self-latching, and swing away from the pool.
- The pump/filter must be plugged into a single twist lock receptacle protected by a ground fault interrupter located not less than six feet (6') nor more than ten feet (10') from the pool wall. The cord for the pump/filter cannot exceed three feet (3') in length.
- An additional convenience receptacle protected by a ground fault interrupter must be located not less than six feet (6') nor more than twenty feet (20') from the pool wall. An existing receptacle located on the exterior of the house or garage meeting these requirements may be used.
- All metal parts of the pool, pump/filter and any accessories must be bonded together with #8 solid copper conductors.
- Any dirt excavated for the pool construction cannot be used for fill on the property. All excavated materials must be properly disposed of off of the property.
- Only approved plastic gas pipe buried eighteen inches (18") below ground can be used to supply gas fired pool heaters.
- Electrical conductors supplying pool equipment and outlets must be buried in electrical conduit, either rigid metal six inches (6") deep or rigid plastic eighteen inches (18") deep.

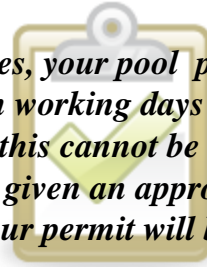


Permit Submission Requirements

In addition to a completed application, all permit submissions are required to include the following information:

- The proposed location of the pool, pump/filter and heater (if proposed) on one (1) copy of the plat of survey.
- The manufacturer's specifications for the pool, the pump/filter, and heater.

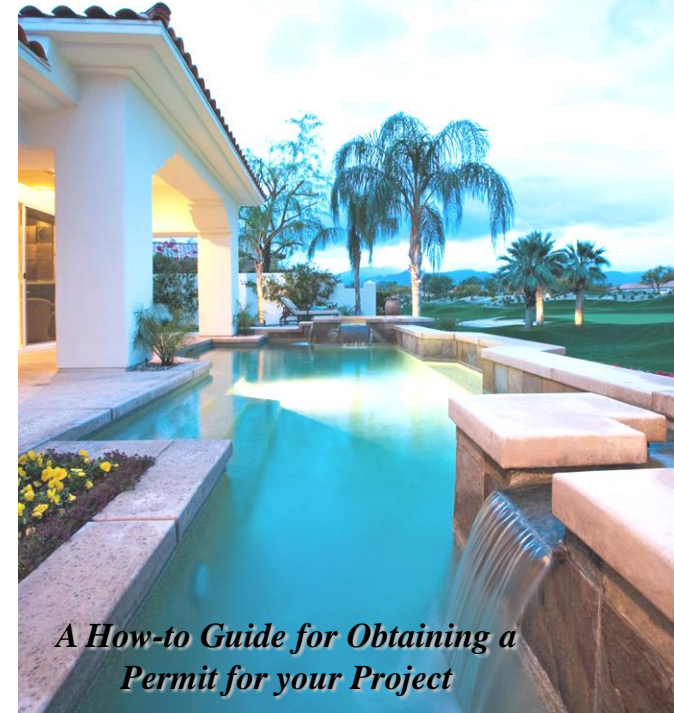
In most cases, your pool permit will be issued in ten working days or less. If for some reason this cannot be accomplished, you will be given an approximate date when your permit will be issued.



Questions ?

*Please call the
Community Development
Department at
(847) 357-4220
Monday through Friday,
between the hours of
8:00 a.m. and 5:00 p.m.*

Pools



A How-to Guide for Obtaining a Permit for your Project



Elk Grove Village
Home Improvement
Series

Why?



- The permit process is needed to protect both you and the Village from improper work done by contractors.

- Permits can save you money by making certain that all jobs are done correctly the first time so that they do not have to be redone to meet Village codes.

- The Village is on your side. We want to ensure that you will enjoy your pool for many years to come. The permit you receive for this project will allow us to do just that.


How?

In Person

1. Obtain a permit application from the Community Development Department which is located on the main level of the Charles J. Zettek Municipal Building at 901 Wellington Avenue.
2. Return the completed application with one (1) copy of your plat of survey showing the proposed location of your pool to the Community Development Department. Please refer to submission requirements for additional information.
3. After you receive your permit and at least 48 hours before you begin digging, call JULIE (Joint Utility Locating Information for Excavators) at 1-(800) 892-0123 and the Elk Grove Village Department of Public Works at (847) 734-8800 for utility locations.

Online

1. Visit www.elkgrovepermits.com
2. Fill out the online permit request form.
3. Make sure to set up the required inspections either by phone or online.



Inspections



Inspections required at various stages of the project are:

Pre-Framing or Erecting

Before framing or fabricating pool walls to verify pool is being constructed in approved location.

Pool Wall

Before pouring concrete.

Mechanical & Electrical

Before any work is concealed.

Final

Upon completion of the pool, to ensure that construction has been completed and that all landscaping has been restored.



Requesting Inspections

To schedule an inspection, contact the Community Development Department at (847) 357-4220, Monday through Friday between the hours of 8:00am and 5:00pm. Requests for inspections must be made 24 hours in advance. Please have your permit number ready when you call.

You can also set up an inspection online at www.elkgrovepermits.com

