

How to Opt In to Wireless Emergency Alert Tests

The following are instructions for opting in to receive Wireless Emergency Alert test messages. *Once you opt in to test messages, your phone will continue to receive test messages on a recurring basis when local alerting authorities use the test category to assess local alerting capabilities unless you affirmatively opt out from receiving them.*

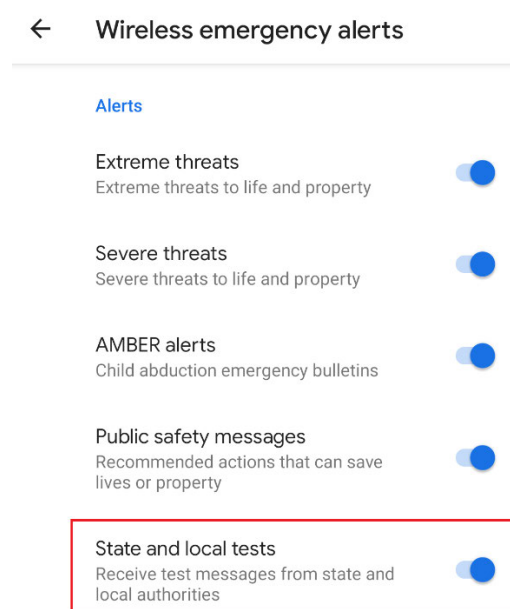
For Android Phones

Step-by-Step Instructions

- (1) The process for enabling Wireless Emergency Alert (WEA) test alerts varies by device. For most Android devices, you can access your device's alerting settings through one of the following options:
 - Tap Apps → Emergency Alerts → Menu (three dots in the upper right-hand corner of the screen) → Settings → Alert types.
 - Tap Apps → Settings → Apps & Notifications → Advanced → Wireless Emergency Alerts.
 - Tap Apps → Settings → Search for "Emergency Alerts" or "Public Safety messages."
 - Tap your text messaging app → Menu (three dots in the upper right-hand corner of the screen) → Settings → Advanced → Wireless Emergency Alerts → Menu → Settings.
- (2) Turn on "State/Local Test alerts," or a similar setting you may see, by tapping the switch to slide it to the "on" position. If the "State/Local Test alert" is turned on, the circle will be on the right-hand side of the switch. You now will get WEA test alerts on your Android phone and no further action is needed.

You are all set!

Screenshot




Note:

Instructions may vary depending on your mobile phone carrier and/or mobile phone manufacturer. For additional questions, please refer to their website(s) and follow the specific guidance provided.

For iPhones and Other iOS Devices


Step-by-Step Instructions

To turn it on:

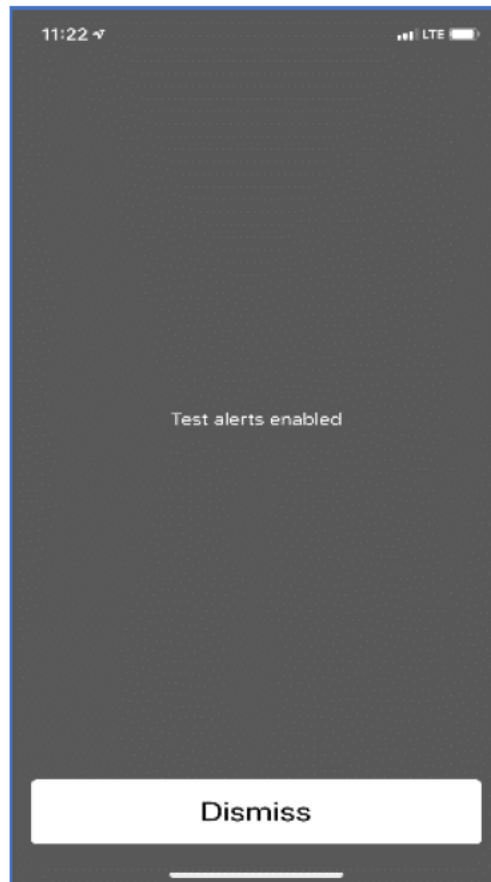
- (1) Open the Phone app;
- (2) Tap Keypad;
- (3) Dial ***5005*25371#**
- (4) Tap the call button 
You'll get an alert that says, "Test Alerts Enabled" as shown in the screenshot to the right.
- (5) Tap the word "Dismiss" when finished.

You are all set!

To turn it off:

- (1) Open the Phone app;
- (2) Tap Keypad;
- (3) Dial ***5005*25370#**
- (4) Tap the call button 
You'll get an alert that says, "Test alerts disabled" on the screen.
- (5) Tap the word "Dismiss" when finished.

Screenshot



For Other Phones (Not Android Phones or Apple iPhones)

Please contact your wireless service provider and/or mobile phone manufacturer's website for additional information on how to receive WEA test alerts and follow the specific guidance provided.