

Village of Elk Grove Village



Adopted Budget Fiscal Year 2023

May 1, 2022 – April 30, 2023

Village of Elk Grove Village
Fiscal Year 2023
Adopted Budget
Table of Contents

Revenues

Expenditures

Boards and Commissions

Mayor and Board

Legal

Fire & Police Commission

Plan Commission

Zoning Board of Appeals

Youth Commission

Village Clerk

Village Manager

Administration

Human Resources

Information Technology

Finance

Administration

Accounting

Receivable/Billing

Fire

Administration

Operations

Emergency Medical Services

Communications

Village of Elk Grove Village
Fiscal Year 2023
Adopted Budget
Table of Contents

Inspectional Services

Public Education

Maintenance – Public Buildings

EMA

Police

Administration

Field Services

Criminal Investigations

Youth Investigations

Social Services

Records Management

Photo Identification

Crime Prevention

Traffic Unit

Community Development

Public Works – Corporate

Administration

Street Maintenance

Land & Forestry

Fleet Services

Maintenance – Public Buildings

Village of Elk Grove Village
Fiscal Year 2023
Adopted Budget
Table of Contents

Motor Fuel Tax Fund

Asset Seizure Fund

Foreign Fire Insurance Fund

Business Leaders Forum Fund

Cable Television Fund

GREEN Fund

Capital Projects Fund

Residential Enhancement Fund

Devon/Rohlwing Redevelopment Fund – TIF

Busse/Elmhurst Redevelopment Fund – TIF

Higgins Road Corridor Redevelopment Fund – TIF

Oakton/Higgins Redevelopment Fund - TIF

Capital Projects Debt Fund

Water & Sewer Fund

Capital Replacement Fund

Fire Pension Fund

Police Pension Fund

Library Fund

Revenues




Adopted Budget Fiscal Year 2023

May 1, 2022 – April 30, 2023

ELK GROVE VILLAGE
ADOPTED BUDGET FY 2022-2023
REVENUES

		FY2020 Actual	FY2021 Actual	FY22 Adjusted Budget	FY23 Adopted Budget	
101	General Fund					
101	400000	Property Taxes - Corporate	\$ (5,858,278)	\$ (6,023,032)	\$ (6,130,000)	\$ (6,123,000)
101	400001	Property Taxes - IMRF	\$ (889,570)	\$ (834,499)	\$ (527,719)	\$ (518,236)
101	400002	Property Taxes - FICA	\$ (750,798)	\$ (800,087)	\$ (848,194)	\$ (848,565)
101	400003	Property Taxes - Fire Pension	\$ (3,389,417)	\$ (3,888,171)	\$ (4,584,835)	\$ (4,447,075)
101	400004	Property Taxes - Police Pensio	\$ (2,995,771)	\$ (2,937,430)	\$ (3,511,983)	\$ (3,658,813)
101	400100	Municipal Tax - ROT/SOT/UT	\$ (11,442,709)	\$ (12,042,351)	\$ (12,500,000)	\$ (13,000,000)
101	400115	Use Tax - Out of State	\$ (1,193,826)	\$ (1,514,236)	\$ (800,000)	\$ (1,000,000)
101	400120	Home Rule - Sales/Use Tax	\$ (8,636,895)	\$ (8,508,295)	\$ (9,675,000)	\$ (10,000,000)
101	400125	Automobile Rental Tax	\$ (6,217)	\$ (1,842)	\$ (4,000)	\$ (2,000)
101	400130	Natural Gas Use Tax	\$ (516,093)	\$ (478,706)	\$ (525,000)	\$ (525,000)
101	400136	Electric Use Tax - IMRF	\$ (309,918)	\$ -	\$ (400,000)	\$ -
101	400137	Electric Use Tax - Fire Pensio	\$ (619,836)	\$ (824,218)	\$ (800,000)	\$ (800,000)
101	400138	Electric Use Tax - Police Pens	\$ (619,836)	\$ (824,218)	\$ (800,000)	\$ (800,000)
101	400200	HR - Food and Beverage	\$ (952,380)	\$ (866,826)	\$ (900,000)	\$ (1,000,000)
101	400201	HR - Hotel/Motel	\$ (1,325,937)	\$ (642,306)	\$ (800,000)	\$ (1,000,000)
101	400211	HR - Real Estate Trans Res	\$ (351,536)	\$ (454,810)	\$ (350,000)	\$ (350,000)
101	400212	HR - Real Estate Trans Com	\$ (244,146)	\$ (154,509)	\$ (250,000)	\$ (250,000)
101	400213	HR - Real Estate Trans Ind	\$ (824,775)	\$ (881,643)	\$ (800,000)	\$ (800,000)
101	400214	HR - Real Estate Trans Exempt	\$ (3,880)	\$ (3,370)	\$ (3,500)	\$ (3,500)
101	400300	Franchise Tax - Cable	\$ (184,898)	\$ (176,284)	\$ (200,000)	\$ (180,000)
101	400310	Franchise Tax - Natural Gas	\$ (37,702)	\$ (34,808)	\$ (40,000)	\$ (40,000)
101	400315	Right-of-Way	\$ (23,036)	\$ (23,036)	\$ (25,000)	\$ (25,000)
101	400400	Telecommunications Tax	\$ (1,895,675)	\$ (1,814,434)	\$ (1,860,000)	\$ (1,850,000)
101	410100	General Business License	\$ (171,315)	\$ (183,828)	\$ (200,000)	\$ (200,000)
101	410101	Liquor License	\$ (171,267)	\$ (187,150)	\$ (180,000)	\$ (185,000)
101	410102	Vending License	\$ (28,300)	\$ (27,600)	\$ (35,000)	\$ (25,000)
101	410103	Scavenger License	\$ (25,750)	\$ (27,250)	\$ (25,000)	\$ (25,000)
101	410104	Tobacco License	\$ (24,000)	\$ (26,000)	\$ (25,000)	\$ (25,000)
101	410105	Video Gaming License	\$ (23,583)	\$ (24,500)	\$ (25,000)	\$ (25,000)
101	410106	Collection Box License/Fee	\$ (2,400)	\$ (2,350)	\$ (3,000)	\$ (2,500)
101	410110	CFH - Single Family	\$ (47,100)	\$ (44,100)	\$ (50,000)	\$ (45,000)
101	410111	CFH - Townhome	\$ (32,750)	\$ (41,000)	\$ (35,000)	\$ (35,000)
101	410112	CFH - Condominium	\$ (74,600)	\$ (70,900)	\$ (70,000)	\$ (75,000)
101	410113	CFH - Apartment	\$ (92,050)	\$ (92,000)	\$ (92,000)	\$ (92,000)
101	410114	CFH - Boarding Room	\$ (100)	\$ (50)	\$ -	\$ -
101	410129	Prev Yr Bus Lic / Late Fee	\$ (29,813)	\$ (12,275)	\$ (20,000)	\$ (15,000)
101	410150	Vehicle License - Passenger	\$ (17,487)	\$ (10,216)	\$ (20,000)	\$ (15,000)
101	410151	Vehicle License - Truck	\$ (143,128)	\$ (125,253)	\$ (150,000)	\$ (150,000)
101	410153	Vehicle License - Recreational	\$ (30)	\$ (30)	\$ -	\$ -
101	410154	Vehicle License - Dealer	\$ (100)	\$ (100)	\$ (100)	\$ -
101	410155	Vehicle License - Antique	\$ (3)	\$ (3)	\$ -	\$ -
101	410156	Vehicle License - Bus	\$ (7,140)	\$ (9,060)	\$ (10,000)	\$ (10,000)
101	410169	Prev Yr Vehicle Lic / Late Fee	\$ (1,438)	\$ (513)	\$ (1,000)	\$ (2,000)
101	410180	Alarm User License	\$ (25,350)	\$ (22,750)	\$ (30,000)	\$ (25,000)
101	410200	Permits	\$ -	\$ -	\$ (3,103,000)	\$ (3,250,000)
101	410210	Building Permits	\$ (1,799,268)	\$ (2,821,505)	\$ -	\$ -
101	410211	Electrical Permits	\$ (59,369)	\$ (208,654)	\$ -	\$ -
101	410212	Fence Permits	\$ (6,818)	\$ (16,499)	\$ -	\$ -
101	410213	Fire Permits	\$ (12,700)	\$ (120,004)	\$ -	\$ -
101	410216	Mechanical (HVAC) Permits	\$ (15,650)	\$ (23,300)	\$ -	\$ -
101	410217	Plumbing Permits	\$ (16,223)	\$ (18,662)	\$ -	\$ -
101	410218	Shed Permits	\$ (1,525)	\$ (1,950)	\$ -	\$ -
101	410219	Sign Permits	\$ (16,440)	\$ (12,863)	\$ -	\$ -
101	410220	Storage Tank Permits	\$ (6,475)	\$ (1,400)	\$ -	\$ -
101	410221	Swimming Pool Permits	\$ (581)	\$ (2,947)	\$ -	\$ -
101	410250	Engineering Permits	\$ (634,584)	\$ (585,351)	\$ -	\$ -
101	410252	Water/Sewer Permits	\$ (400)	\$ (1,060)	\$ -	\$ -
101	410260	Small Cell Permits	\$ (5,250)	\$ (1,000)	\$ -	\$ -
101	410300	Solicitors	\$ (1,720)	\$ (40)	\$ (1,000)	\$ (1,000)
101	410400	Class 6B Application	\$ (13,000)	\$ (21,000)	\$ (20,000)	\$ (10,000)
101	420100	Federal Grants	\$ (113,574)	\$ (687,016)	\$ (385,000)	\$ (385,000)
101	420101	Fed - Bulletproof Vest Program	\$ (7,458)	\$ (8,243)	\$ -	\$ -
101	420500	State Grants	\$ (61,159)	\$ (54,550)	\$ -	\$ -
101	420501	State Grant - Fire Training	\$ (18,184)	\$ -	\$ (10,000)	\$ (10,000)
101	420502	State Grant - Police Training	\$ -	\$ -	\$ (25,000)	\$ (25,000)
101	420503	State Grant - Traffic Safety	\$ (73,952)	\$ (53,718)	\$ (50,000)	\$ (50,000)
101	420504	State Grant - Tobacco Enf	\$ (2,688)	\$ (1,210)	\$ -	\$ -
101	420700	Miscellaneous Grants	\$ (4,000)	\$ (5,500)	\$ -	\$ -
101	421100	PPRT	\$ (241,025)	\$ (202,428)	\$ (175,340)	\$ (198,520)
101	421101	PPRT - IMRF	\$ (140,089)	\$ (128,512)	\$ (87,506)	\$ (141,895)

ELK GROVE VILLAGE
ADOPTED BUDGET FY 2022-2023
REVENUES

		FY2020 Actual	FY2021 Actual	FY22 Adjusted Budget	FY23 Adopted Budget
101 421102	PPRT - FICA	\$ (118,235)	\$ (123,213)	\$ (85,204)	\$ (144,836)
101 421103	PPRT - Township	\$ (44,414)	\$ (45,942)	\$ (40,000)	\$ (45,000)
101 421104	PPRT - Fire Pension	\$ (602,382)	\$ (596,182)	\$ (460,560)	\$ (896,956)
101 421105	PPRT - Police Pension	\$ (471,819)	\$ (450,448)	\$ (352,789)	\$ (762,412)
101 421150	Income Tax	\$ (3,590,448)	\$ (3,797,591)	\$ (3,500,000)	\$ (3,900,000)
101 421155	Video Gaming Tax	\$ (421,131)	\$ (312,793)	\$ (300,000)	\$ (450,000)
101 422100	Twshp - Road and Bridge	\$ (214,032)	\$ (225,207)	\$ (225,000)	\$ (225,000)
101 430000	Charges for Service	\$ -	\$ (3,015)	\$ -	\$ -
101 430001	Court Reporter/Filing Fee	\$ (8,617)	\$ (5,310)	\$ (5,000)	\$ (5,000)
101 430210	Ambulance - Resident	\$ (1,433,070)	\$ (1,941,856)	\$ (1,525,000)	\$ (2,100,000)
101 430213	Unincorporated Fire Contract	\$ (24,770)	\$ (25,346)	\$ (25,000)	\$ (25,000)
101 430225	CPR Training	\$ (5,003)	\$ -	\$ (5,000)	\$ (5,000)
101 430235	Emergency Planning	\$ (2,195)	\$ -	\$ -	\$ -
101 430251	High School Counselor	\$ (201,213)	\$ (120,899)	\$ (216,000)	\$ (200,000)
101 430260	Police Registration Program	\$ (830)	\$ (185)	\$ (750)	\$ (1,000)
101 430265	Police Report Copies	\$ (12,758)	\$ (6,645)	\$ (7,000)	\$ (7,000)
101 430300	Engineering Fees	\$ (2,183)	\$ (4,560)	\$ (10,000)	\$ -
101 430304	Elevator Inspections	\$ (23,100)	\$ (14,880)	\$ (24,000)	\$ (24,000)
101 430320	Health Reinspection Fee	\$ (950)	\$ -	\$ (1,000)	\$ -
101 430802	Inspection Fees	\$ (3,360)	\$ (4,280)	\$ (3,000)	\$ (3,000)
101 440020	Circuit Court Fines	\$ (96,892)	\$ (225,866)	\$ (150,000)	\$ (150,000)
101 440025	DUI Fines	\$ (5,543)	\$ (1,301)	\$ (7,500)	\$ (5,000)
101 440080	General Billing Late Fees	\$ (31,970)	\$ 13,913	\$ (5,000)	\$ (5,000)
101 440081	NSF Fees	\$ (280)	\$ (420)	\$ (500)	\$ (500)
101 440083	Food and Beverage Late Fees	\$ (1,686)	\$ (1,440)	\$ (2,000)	\$ (2,000)
101 440200	Local Ord Fine - P Ticket	\$ (108,697)	\$ (78,591)	\$ (100,000)	\$ (100,000)
101 440201	Local Ord Fine - C Ticket	\$ (140,743)	\$ (132,238)	\$ (150,000)	\$ (150,000)
101 440202	Local Ord Fine - EGV Ticket	\$ (6,105)	\$ (4,875)	\$ (7,500)	\$ (5,000)
101 440210	Red Light Camera Fines	\$ (395,519)	\$ (374,494)	\$ (325,000)	\$ (300,000)
101 440251	Towing Fee and Fines	\$ (38,500)	\$ (40,500)	\$ (40,000)	\$ (40,000)
101 440253	Overweight Truck Fines	\$ (78,100)	\$ (50,070)	\$ (60,000)	\$ (50,000)
101 440271	Police False Alarm - Ind/Com	\$ (41,680)	\$ (32,650)	\$ (50,000)	\$ (35,000)
101 440300	Permit Fines	\$ (56,516)	\$ (31,867)	\$ (50,000)	\$ (45,000)
101 450000	Interest - Property Tax	\$ (1,027)	\$ (108)	\$ (100)	\$ (100)
101 450001	Interest - Prop Tax IMRF	\$ (149)	\$ (12)	\$ (100)	\$ (100)
101 450002	Interest - Prop Tax FICA	\$ (126)	\$ (14)	\$ (100)	\$ (100)
101 450003	Int Prop Tax Fire Pension	\$ (565)	\$ (64)	\$ (200)	\$ (100)
101 450004	Int Prop Tax Police Pension	\$ (500)	\$ (49)	\$ (200)	\$ (100)
101 450320	Interest Income Grove TIF	\$ (319,872)	\$ (208,612)	\$ (210,000)	\$ -
101 450321	Interest Income Devon TIF	\$ (47,154)	\$ (43,981)	\$ (50,000)	\$ (40,000)
101 450322	Interest Income Busse TIF	\$ (101,513)	\$ (98,228)	\$ (95,000)	\$ (91,100)
101 450323	Interest Income Higgins TIF	\$ (11,428)	\$ (116,090)	\$ (11,000)	\$ (107,615)
101 451000	Interest - Investments	\$ (809,818)	\$ (257,210)	\$ (400,000)	\$ (400,000)
101 452000	Unrealized Gain/Loss	\$ (48,740)	\$ 31,775	\$ -	\$ -
101 460000	Miscellaneous Revenue	\$ (5,277)	\$ (16,027)	\$ (15,000)	\$ (15,000)
101 460005	Prop Lease - Cellular Towers	\$ (735,536)	\$ (716,104)	\$ (800,000)	\$ (700,000)
101 460010	Sale of Surplus Property	\$ (23,167)	\$ (67,908)	\$ (50,000)	\$ (30,000)
101 460081	E-Payables - JP Morgan	\$ (8,856)	\$ (7,206)	\$ (10,000)	\$ (8,000)
101 460082	E-Payables - vPay	\$ (1,506)	\$ (1,444)	\$ (2,000)	\$ (2,000)
101 461000	Terminal Reserve adj	\$ (218,698)	\$ (283,779)	\$ -	\$ -
101 470001	Interfund Receipt Mayor/Board	\$ (234,000)	\$ (234,000)	\$ (234,000)	\$ (234,000)
101 470002	Interfund Receipt Legal	\$ (101,004)	\$ (101,000)	\$ (100,000)	\$ (100,000)
101 470003	Interfund Receipt Clerk	\$ (29,004)	\$ (29,000)	\$ (30,000)	\$ (30,000)
101 470004	Interfund Receipt VMO	\$ (137,004)	\$ (137,000)	\$ (135,000)	\$ (135,000)
101 470005	Interfund Receipt HR	\$ (99,996)	\$ (100,000)	\$ (100,000)	\$ (100,000)
101 470006	Interfund Receipt IT	\$ (180,996)	\$ (181,000)	\$ (180,000)	\$ (180,000)
101 470008	Interfund Receipt Fin Adm	\$ (138,000)	\$ (138,000)	\$ (135,000)	\$ (135,000)
101 470009	Interfund Receipt Fin Acct	\$ (84,996)	\$ (85,000)	\$ (85,000)	\$ (85,000)
101 470010	Interfund Receipt Fin AR	\$ (423,996)	\$ (424,000)	\$ (420,000)	\$ (420,000)
101 470011	Interfund Receipt PW Streets	\$ (926,004)	\$ (926,000)	\$ (930,000)	\$ (930,000)
101 470050	Reimbursement Expenses	\$ (296,115)	\$ (95,389)	\$ (150,000)	\$ (100,000)
101 470060	Recapture Agreements	\$ -	\$ (53,833)	\$ -	\$ -
101 470090	Non-Revenue - Other	\$ (21,752)	\$ (27,549)	\$ (20,000)	\$ (20,000)
101 470100	Contribution Village Parade	\$ (250)	\$ (1,100)	\$ (20,000)	\$ (2,000)
101 470104	Contribution Summer Concerts	\$ (61,000)	\$ (22,500)	\$ (60,000)	\$ (60,000)
101 470105	Contribution Oktoberfest	\$ (26,884)	\$ -	\$ (30,000)	\$ (50,000)
101 470106	Contribution EGV Cares Program	\$ (300)	\$ (100)	\$ -	\$ -
101 470999	Contribution - Not Classified	\$ (20,020)	\$ (22,521)	\$ -	\$ -
101 General Fund Total		\$ (60,540,956)	\$ (62,615,252)	\$ (63,168,680)	\$ (65,901,023)

ELK GROVE VILLAGE
ADOPTED BUDGET FY 2022-2023
REVENUES

		FY2020 Actual	FY2021 Actual	FY22 Adjusted Budget	FY23 Adopted Budget
203 Motor Fuel Tax Fund					
203 421160	Motor Fuel Tax	\$ (1,222,441)	\$ (1,186,082)	\$ (1,000,000)	\$ (1,320,000)
203 421161	MFT - Rebuild IL	\$ -	\$ (1,091,600)	\$ -	\$ -
203 451000	Interest - Investments	\$ (7,328)	\$ (1,928)	\$ (5,000)	\$ (5,000)
203 Motor Fuel Tax Fund Total		\$ (1,229,769)	\$ (2,279,609)	\$ (1,005,000)	\$ (1,325,000)
204 Asset Seizure Fund					
204 440260	Drug Enf Fines - Federal	\$ (110,333)	\$ (6,012)	\$ -	\$ -
204 440261	Drug Enf Fines - State	\$ (14,253)	\$ (14,924)	\$ -	\$ -
204 450260	Int Federal Justice Funds	\$ (515)	\$ (18)	\$ (500)	\$ (500)
204 451000	Interest - Investments	\$ (3,221)	\$ (348)	\$ (2,000)	\$ (2,000)
204 Asset Seizure Fund Total		\$ (128,322)	\$ (21,301)	\$ (2,500)	\$ (2,500)
206 Foreign Fire Insurance Fund					
206 400500	Foreign Fire Insurance Tax	\$ (154,332)	\$ (167,189)	\$ (170,000)	\$ (180,000)
206 451000	Interest - Investments	\$ (7,308)	\$ (727)	\$ (8,000)	\$ (5,000)
206 460010	Sale of Surplus Property	\$ (3,257)	\$ (1,567)	\$ -	\$ -
206 Foreign Fire Insurance Fund Total		\$ (164,897)	\$ (169,482)	\$ (178,000)	\$ (185,000)
208 Business Leaders Forum Fund					
208 400130	Natural Gas Use Tax	\$ (516,093)	\$ (478,706)	\$ (525,000)	\$ (1,575,000)
208 400400	Telecommunications Tax	\$ (2,867,627)	\$ (2,749,143)	\$ (2,815,000)	\$ (2,800,000)
208 420650	County Grants	\$ (100,000)	\$ -	\$ -	\$ -
208 450322	Interest Income Busse TIF	\$ (246,299)	\$ (243,279)	\$ (230,000)	\$ (224,000)
208 451000	Interest - Investments	\$ (78,433)	\$ (7,048)	\$ (50,000)	\$ (10,000)
208 470050	Reimbursement Expenses	\$ (370,648)	\$ -	\$ -	\$ -
208 470200	Contributed Capital	\$ (1,838,647)	\$ (136,628)	\$ -	\$ -
208 Business Leaders Forum Fund Total		\$ (6,017,747)	\$ (3,614,804)	\$ (3,620,000)	\$ (4,609,000)
210 Cable Television Fund					
210 400300	Franchise Tax - Cable	\$ (434,763)	\$ (408,329)	\$ (465,000)	\$ (420,000)
210 451000	Interest - Investments	\$ (2,304)	\$ (220)	\$ (2,000)	\$ (2,000)
210 Cable Television Fund Total		\$ (437,066)	\$ (408,548)	\$ (467,000)	\$ (422,000)
212 GREEN Fund					
212 410103	Scavenger License	\$ (104,833)	\$ (104,297)	\$ (110,000)	\$ (105,000)
212 430060	SWANCC User Fee	\$ (725,306)	\$ (737,790)	\$ (732,000)	\$ (704,000)
212 451000	Interest - Investments	\$ (8,149)	\$ (628)	\$ (5,000)	\$ (500)
212 460010	Sale of Surplus Property	\$ (40,364)	\$ (26,734)	\$ (40,000)	\$ (42,000)
212 460015	Sale of Yardwaste Stickers	\$ (9,542)	\$ (7,287)	\$ (10,000)	\$ (8,000)
212 GREEN Fund Total		\$ (888,193)	\$ (876,735)	\$ (897,000)	\$ (859,500)

ELK GROVE VILLAGE
ADOPTED BUDGET FY 2022-2023
REVENUES

		FY2020 Actual	FY2021 Actual	FY22 Adjusted Budget	FY23 Adopted Budget
301 Capital Projects Fund					
301 400000	Property Taxes - Corporate	\$ -	\$ -	\$ -	\$ (2,000,000)
301 400130	Natural Gas Use Tax	\$ -	\$ -	\$ -	\$ (525,000)
301 400135	Electric Use Tax	\$ -	\$ -	\$ -	\$ (400,000)
301 400400	Telecommunications Tax	\$ (971,952)	\$ (934,709)	\$ (960,000)	\$ (925,000)
301 420650	County Grants	\$ -	\$ (187,688)	\$ -	\$ -
301 450323	Interest Income Higgins TIF	\$ (1,042,198)	\$ (1,011,327)	\$ (980,000)	\$ (944,000)
301 451000	Interest - Investments	\$ (306,127)	\$ (22,073)	\$ (100,000)	\$ (20,000)
301 451408	Interest - GO 2017A	\$ (12,185)	\$ (33)	\$ -	\$ -
301 460010	Sale of Surplus Property	\$ (516,974)	\$ -	\$ -	\$ -
301 470050	Reimbursement Expenses	\$ -	\$ (100,000)	\$ -	\$ -
301 470200	Contributed Capital	\$ (1,047,454)	\$ (143,944)	\$ -	\$ -
301 470999	Contribution - Not Classified	\$ (210,000)	\$ -	\$ -	\$ -
301 Capital Projects Fund Total		\$ (4,106,890)	\$ (2,399,774)	\$ (2,040,000)	\$ (4,814,000)
310 Residential Enhancement Fund					
310 440210	Red Light Camera Fines	\$ (593,879)	\$ (561,740)	\$ (500,000)	\$ (450,000)
310 451000	Interest - Investments	\$ (3,645)	\$ -	\$ (1,000)	\$ (500)
310 Residential Enhancement Fund Total		\$ (597,524)	\$ (561,740)	\$ (501,000)	\$ (450,500)
320 Grove Mall Redevelopment Fund					
320 400000	Property Taxes - Corporate	\$ (978,204)	\$ (1,185,998)	\$ (575,000)	\$ -
320 450000	Interest - Property Tax	\$ (74)	\$ (32)	\$ (100)	\$ -
320 Grove Mall Redevelopment Fund Total		\$ (978,278)	\$ (1,186,030)	\$ (575,100)	\$ -
321 Devon/Rohl Redevelopment Fund					
321 400000	Property Taxes - Corporate	\$ (552,946)	\$ (534,483)	\$ (600,000)	\$ (550,000)
321 450000	Interest - Property Tax	\$ (102)	\$ (14)	\$ (100)	\$ (100)
321 Devon/Rohl Redevelopment Fund Total		\$ (553,048)	\$ (534,497)	\$ (600,100)	\$ (550,100)
322 Busse/Elm Redevelopment Fund					
322 400000	Property Taxes - Corporate	\$ (9,239,062)	\$ (20,578,686)	\$ (21,000,000)	\$ (26,000,000)
322 450000	Interest - Property Tax	\$ (1,662)	\$ (403)	\$ (500)	\$ (500)
322 451000	Interest - Investments	\$ (50,139)	\$ (11,282)	\$ (50,000)	\$ (50,000)
322 460008	Rental Income	\$ -	\$ (51,687)	\$ -	\$ -
322 460010	Sale of Surplus Property	\$ (50,000)	\$ -	\$ -	\$ -
322 Busse/Elm Redevelopment Fund Total		\$ (9,340,862)	\$ (20,642,059)	\$ (21,050,500)	\$ (26,050,500)
323 Higgins Rd Redevelopment Fund					
323 400000	Property Taxes - Corporate	\$ (171,117)	\$ (386,637)	\$ (500,000)	\$ (600,000)
323 400050	Property Taxes-Tech Pk (16143)	\$ (4,746)	\$ (959,956)	\$ (1,500,000)	\$ (2,000,000)
323 400051	Prop Taxes-Tech Pk (Dev share)	\$ -	\$ (967,050)	\$ (1,500,000)	\$ (2,000,000)
323 450000	Interest - Property Tax	\$ (36)	\$ (43)	\$ (100)	\$ (100)
323 470008	Interfund Receipt Fin Adm	\$ -	\$ (1,000,000)	\$ (2,000,000)	\$ -
323 470081	Limt'd Oblig Notes Payable	\$ -	\$ (20,000,000)	\$ -	\$ -
323 Higgins Rd Redevelopment Fund Total		\$ (175,899)	\$ (23,313,686)	\$ (5,500,100)	\$ (4,600,100)
402 Debt Service Fund					
402 400008	Property Taxes - GO 2012	\$ (3,190,171)	\$ (3,227,593)	\$ (3,252,800)	\$ (2,693,600)
402 400014	Property Taxes - GO 2017A	\$ (671,512)	\$ (668,927)	\$ (669,600)	\$ (689,800)
402 400015	Property Taxes - GO 2021	\$ -	\$ -	\$ -	\$ (545,888)
402 400135	Electric Use Tax	\$ (4,175,300)	\$ (4,171,100)	\$ (4,174,100)	\$ (4,173,900)
402 451000	Interest - Investments	\$ (9,393)	\$ -	\$ (5,000)	\$ (5,000)
402 451404	Interest - GO 2012	\$ (534)	\$ (54)	\$ -	\$ -
402 451408	Interest - GO 2017A	\$ (112)	\$ (11)	\$ -	\$ -
402 Debt Service Fund Total		\$ (8,047,022)	\$ (8,067,686)	\$ (8,101,500)	\$ (8,108,188)

ELK GROVE VILLAGE
ADOPTED BUDGET FY 2022-2023
REVENUES

		FY2020 Actual	FY2021 Actual	FY22 Adjusted Budget	FY23 Adopted Budget
501 Water/Sewer Fund					
501 420500	State Grants	\$ -	\$ (75,000)	\$ -	\$ -
501 430800	Metered Water	\$ (14,652,008)	\$ (16,081,003)	\$ (17,111,250)	\$ (17,111,250)
501 430801	Water Connection Fees	\$ (211,151)	\$ (225,772)	\$ (150,000)	\$ (200,000)
501 430810	Water Tanker Fees	\$ (52,302)	\$ (67,043)	\$ (60,000)	\$ (70,000)
501 430811	Other Fees	\$ (205)	\$ -	\$ -	\$ -
501 430820	Metered Sewer	\$ (3,526,951)	\$ (3,776,646)	\$ (4,000,000)	\$ (4,000,000)
501 430821	Sewer Connection Fees	\$ (19,675)	\$ (24,600)	\$ (15,000)	\$ (15,000)
501 430900	Stormwater Charges	\$ -	\$ -	\$ -	\$ (985,000)
501 440850	Late Payment Charges	\$ (107,818)	\$ (93,871)	\$ (110,000)	\$ (100,000)
501 450322	Interest Income Busse TIF	\$ (1,298,818)	\$ (1,278,130)	\$ (1,215,000)	\$ (1,175,571)
501 450323	Interest Income Higgins TIF	\$ (58,980)	\$ (57,233)	\$ (55,000)	\$ (54,000)
501 451000	Interest - Investments	\$ (496,911)	\$ (33,401)	\$ (100,000)	\$ (100,000)
501 451405	Interest - GO 2013	\$ (26,152)	\$ -	\$ -	\$ -
501 452000	Unrealized Gain/Loss	\$ (6,810)	\$ 16,770	\$ -	\$ -
501 460010	Sale of Surplus Property	\$ (3,057)	\$ (5,606)	\$ (5,000)	\$ (5,000)
501 470050	Reimbursement Expenses	\$ (629,376)	\$ (50,830)	\$ (20,000)	\$ (20,000)
501 470200	Contributed Capital	\$ (2,742,670)	\$ (376,221)	\$ -	\$ -
501 Water/Sewer Fund Total		\$ (23,832,884)	\$ (22,128,587)	\$ (22,841,250)	\$ (23,835,821)
601 Capital Replacement Fund					
601 451000	Interest - Investments	\$ (90,740)	\$ (34,376)	\$ (50,000)	\$ (50,000)
601 452000	Unrealized Gain/Loss	\$ (20,658)	\$ 86,924	\$ -	\$ -
601 460010	Sale of Surplus Property	\$ -	\$ 92,078	\$ -	\$ -
601 470004	Interfund Receipt VMO	\$ (93,750)	\$ -	\$ (8,000)	\$ (8,000)
601 470006	Interfund Receipt IT	\$ -	\$ -	\$ (74,369)	\$ (74,369)
601 470007	Interfund Receipt Comm Dev	\$ (1,164)	\$ -	\$ (1,167)	\$ (25,167)
601 470011	Interfund Receipt PW Streets	\$ (469,452)	\$ -	\$ (628,192)	\$ (578,014)
601 470012	Interfund Receipt Police	\$ (137,988)	\$ -	\$ (202,992)	\$ (545,656)
601 470014	Interfund Receipt Fire	\$ (755,076)	\$ -	\$ (757,488)	\$ (829,288)
601 Capital Replacement Fund Total		\$ (1,568,828)	\$ 144,626	\$ (1,722,208)	\$ (2,110,494)
721 Firefighters Pension Fund					
721 400003	Property Taxes - Fire Pension	\$ (3,389,417)	\$ (3,888,171)	\$ (4,585,835)	\$ (4,447,075)
721 400137	Electric Use Tax - Fire Pensio	\$ (619,836)	\$ (824,218)	\$ (800,000)	\$ (800,000)
721 421104	PPRT - Fire Pension	\$ (602,382)	\$ (596,182)	\$ (460,560)	\$ (896,956)
721 450003	Int Prop Tax Fire Pension	\$ (565)	\$ (64)	\$ (200)	\$ (200)
721 451000	Interest - Investments	\$ (4,775)	\$ (168)	\$ (6,000,000)	\$ (6,500,000)
721 452000	Unrealized Gain/Loss	\$ (368,943)	\$ (237,698)	\$ -	\$ -
721 452001	U-GL US Bank Mutual Fund	\$ 3,688,821	\$ (16,058,331)	\$ -	\$ -
721 452002	U-GL Segall Bryant	\$ (549,071)	\$ 353,814	\$ -	\$ -
721 452005	U-GL CS McKee	\$ (323,735)	\$ 420,662	\$ -	\$ -
721 453001	R-GL US Bank Mutual Fund	\$ (309,253)	\$ (2,798,601)	\$ -	\$ -
721 453002	R-GL Segall Bryant	\$ (143,952)	\$ (113,813)	\$ -	\$ -
721 453005	R-GL CS McKee	\$ (316,516)	\$ (433,803)	\$ -	\$ -
721 454001	Equities - US Bank	\$ (923,773)	\$ (839,299)	\$ -	\$ -
721 455000	Managed Fixed Income	\$ (769,409)	\$ (643,471)	\$ -	\$ -
721 456000	Annuity Interest	\$ (17,737)	\$ (1,553)	\$ -	\$ -
721 460721	Member Contrib Fire Pension	\$ (887,617)	\$ (877,887)	\$ (930,000)	\$ (930,000)
721 460723	Member Contrib Port Buy Back	\$ -	\$ (26,225)	\$ -	\$ -
721 470090	Non-Revenue - Other	\$ (1,088)	\$ (150)	\$ -	\$ -
721 Firefighters Pension Fund Total		\$ (5,539,247)	\$ (26,565,159)	\$ (12,776,595)	\$ (13,574,231)

ELK GROVE VILLAGE
ADOPTED BUDGET FY 2022-2023
REVENUES

			FY2020 Actual	FY2021 Actual	FY22 Adjusted Budget	FY23 Adopted Budget
722 Police Pension Fund						
722 400004	Property Taxes - Police Pensio	\$	(2,995,771)	\$ (2,937,430)	\$ (3,511,983)	\$ (3,658,813)
722 400138	Electric Use Tax - Police Pens	\$	(619,836)	\$ (824,218)	\$ (800,000)	\$ (800,000)
722 421105	PPRT - Police Pension	\$	(471,819)	\$ (450,448)	\$ (352,789)	\$ (762,412)
722 450004	Int Prop Tax Police Pension	\$	(500)	\$ (49)	\$ (200)	\$ (200)
722 451000	Interest - Investments	\$	(6,766)	\$ (128)	\$ (6,400,000)	\$ (7,000,000)
722 452000	Unrealized Gain/Loss	\$	(375,193)	\$ (241,724)	\$ -	\$ -
722 452001	U-GL US Bank Mutual Fund	\$	4,598,659	\$ (17,698,840)	\$ -	\$ -
722 452002	U-GL Segall Bryant	\$	(509,963)	\$ 369,640	\$ -	\$ -
722 452005	U-GL CS McKee	\$	(349,679)	\$ 482,759	\$ -	\$ -
722 452006	U-GL Annuities	\$	229,009	\$ (684,485)	\$ -	\$ -
722 453001	R-GL US Bank Mutual Fund	\$	(775,827)	\$ (3,433,359)	\$ -	\$ -
722 453002	R-GL Segall Bryant	\$	(315,937)	\$ (72,035)	\$ -	\$ -
722 453005	R-GL CS McKee	\$	(379,805)	\$ (479,127)	\$ -	\$ -
722 454001	Equities - US Bank	\$	(983,346)	\$ (871,239)	\$ -	\$ -
722 455000	Managed Fixed Income	\$	(857,070)	\$ (745,381)	\$ -	\$ -
722 460722	Member Contrib Police Pension	\$	(881,019)	\$ (860,986)	\$ (925,000)	\$ (900,000)
722 460723	Member Contrib Port Buy Back	\$	(282,744)	\$ -	\$ -	\$ -
722 470050	Reimbursement Expenses	\$	(60)	\$ (60)	\$ -	\$ -
722 470090	Non-Revenue - Other	\$	(226)	\$ -	\$ -	\$ -
722 Police Pension Fund Total		\$	(4,977,894)	\$ (28,447,110)	\$ (11,989,972)	\$ (13,121,425)
290 Library Fund						
290 400097	Property Taxes - Library	\$	(5,560,830)	\$ (5,848,947)	\$ (6,109,328)	\$ (6,195,310)
290 400098	Property Taxes - Lib Prior Yr	\$	(3)	\$ (26,419)	\$ (1,000)	\$ (2,000)
290 400099	TIF Rebate - Library	\$	(22,970)	\$ (22,815)	\$ (22,000)	\$ (35,000)
290 420500	State Grants	\$	(27,630)	\$ (33,103)	\$ (27,630)	\$ (37,000)
290 421109	PPRT - Library	\$	(227,160)	\$ (197,060)	\$ (174,660)	\$ (201,530)
290 439000	Non-Resident User Fee - Librar	\$	(4,273)	\$ (2,573)	\$ (1,000)	\$ (1,500)
290 439005	Copier/Printer Fees - Library	\$	(10,254)	\$ (5,577)	\$ (7,000)	\$ (9,000)
290 439010	Bus Trips - Adults	\$	(21,292)	\$ -	\$ (8,000)	\$ (20,000)
290 449000	Fines - Library	\$	(22,892)	\$ (1,585)	\$ (2,000)	\$ (1,500)
290 449001	Lost-Damaged Prop Library	\$	(4,855)	\$ (5,421)	\$ (2,000)	\$ (2,500)
290 450000	Interest - Property Tax	\$	(846)	\$ (66)	\$ (100)	\$ (50)
290 451000	Interest - Investments	\$	(66,485)	\$ (9,554)	\$ (9,000)	\$ (3,500)
290 460000	Miscellaneous Revenue	\$	(54,630)	\$ (6,060)	\$ (250)	\$ (500)
290 461000	Terminal Reserve adj	\$	(10,377)	\$ (16,869)	\$ -	\$ -
290 469000	Sale of Surplus - Library	\$	(1,205)	\$ (165)	\$ (100)	\$ (100)
290 479000	Contribution - Friends of Lib	\$	(3,355)	\$ (30,362)	\$ -	\$ -
290 479001	Contribution - General Lib	\$	(10,123)	\$ (290)	\$ (2,050)	\$ (2,200)
290 Library Fund Total		\$	(6,049,179)	\$ (6,206,866)	\$ (6,366,118)	\$ (6,511,690)
Grand Total		\$	(135,174,506)	\$ (209,894,301)	\$ (163,402,623)	\$ (177,031,072)

Expenditures



Adopted Budget Fiscal Year 2023

May 1, 2022 – April 30, 2023

ELK GROVE VILLAGE
ADOPTED BUDGET FY 2022-2023
EXPENDITURES

			FY2020 Actual	FY2021 Actual	FY22 Adjusted Budget	FY23 Adopted Budget
101 General Fund						
001 Mayor and Board						
Personnel						
1010011	500001	Salaries - Full Time	\$ 139,547	\$ 132,165	\$ 148,953	\$ 152,293
1010011	500004	Vacations	\$ 3,445	\$ 7,816	\$ -	\$ -
1010011	500005	Holidays	\$ 2,983	\$ 3,293	\$ -	\$ -
1010011	500006	Sick Leave	\$ 165	\$ 4,605	\$ -	\$ -
1010011	510000	Health Insurance PPO	\$ 9,482	\$ 9,910	\$ 10,481	\$ 10,684
1010011	510020	Dental Insurance PPO	\$ 1,267	\$ 1,261	\$ 1,323	\$ 990
1010011	510050	Life Insurance	\$ 52	\$ 52	\$ 197	\$ 171
1010011	510100	Social Security	\$ 8,919	\$ 8,936	\$ 9,126	\$ 9,328
1010011	510104	Medicare	\$ 2,087	\$ 2,119	\$ 2,135	\$ 2,182
1010011	510201	Pension - IMRF	\$ 9,753	\$ 10,959	\$ 10,696	\$ 8,378
1010011	510210	RHS	\$ -	\$ 771	\$ -	\$ -
1010011	510301	Employee Assistance Program	\$ 44	\$ 44	\$ 44	\$ -
Personnel Total			\$ 177,744	\$ 181,931	\$ 182,955	\$ 184,026
Supplies						
1010012	520200	Office Supplies	\$ 1,237	\$ 224	\$ 2,500	\$ 2,500
1010012	520704	Miscellaneous Supplies	\$ 15,296	\$ 956	\$ 15,875	\$ 18,875
Supplies Total			\$ 16,533	\$ 1,179	\$ 18,375	\$ 21,375
Communications						
1010013	530100	Postage	\$ 43,952	\$ 51,313	\$ 53,000	\$ 55,000
1010013	530200	Telephone Regular	\$ 847	\$ 994	\$ 1,500	\$ 1,500
1010013	530300	Publishing/Advertising General	\$ 57	\$ -	\$ 1,200	\$ 1,200
1010013	530400	Printing and Copying	\$ 3,611	\$ 2,870	\$ 3,000	\$ 3,000
Communications Total			\$ 48,467	\$ 55,178	\$ 58,700	\$ 60,700
Training and Professional Dev						
1010014	540100	Dues and Memberships	\$ 131,182	\$ 121,072	\$ 158,975	\$ 167,475
1010014	540300	Professional Publications	\$ 98	\$ 169	\$ 200	\$ 200
1010014	541000	Professional Development	\$ 8,852	\$ 4,795	\$ 6,500	\$ 6,500
Training and Professional Dev Total			\$ 140,132	\$ 126,036	\$ 165,675	\$ 174,175
Maintenance Services						
1010015	550000	Service Agreements	\$ 2,452	\$ 1,993	\$ 2,500	\$ 2,500
Maintenance Services Total			\$ 2,452	\$ 1,993	\$ 2,500	\$ 2,500
Professional Services						
1010016	560000	Professional Services	\$ 63,960	\$ 62,653	\$ 71,250	\$ 78,598
1010016	570020	Auto Mileage/Tolls/Parking	\$ -	\$ -	\$ 150	\$ 150
1010016	570110	Memorial Day	\$ 1,067	\$ -	\$ 2,000	\$ 2,000
1010016	570115	Village Parade	\$ 16,691	\$ -	\$ 24,000	\$ 24,000
1010016	570120	Summer Concert Series	\$ 512,442	\$ 46,106	\$ 574,000	\$ 515,000
1010016	570125	Tree Lighting Ceremony	\$ 63,158	\$ 64,604	\$ 82,000	\$ 116,000
1010016	570150	Special Projects	\$ 148,220	\$ 55,984	\$ 204,500	\$ 250,000
1010016	571000	Other Services and Charges	\$ 250,049	\$ 87,959	\$ 295,500	\$ 277,500
Professional Services Total			\$ 1,055,587	\$ 317,307	\$ 1,253,400	\$ 1,263,248
Operating Capital						
1010017	580160	Furniture and Appliances	\$ 552	\$ -	\$ -	\$ -
Operating Capital Total			\$ 552	\$ -	\$ -	\$ -
TOTAL			\$ 1,441,468	\$ 683,624	\$ 1,681,605	\$ 1,706,024
002 Legal						
Personnel						
1010021	500001	Salaries - Full Time	\$ 176,815	\$ 163,176	\$ 226,001	\$ 232,780
1010021	500004	Vacations	\$ 17,504	\$ 24,472	\$ -	\$ -
1010021	500005	Holidays	\$ 8,969	\$ 6,751	\$ -	\$ -
1010021	500007	Other Approved Absenses	\$ 13,862	\$ 26,100	\$ -	\$ -
1010021	510000	Health Insurance PPO	\$ 9,827	\$ 10,288	\$ 10,836	\$ 11,048
1010021	510020	Dental Insurance PPO	\$ 743	\$ 740	\$ 775	\$ 580
1010021	510050	Life Insurance	\$ 70	\$ 70	\$ 295	\$ 258
1010021	510100	Social Security	\$ 8,487	\$ 8,248	\$ 8,538	\$ 8,854
1010021	510104	Medicare	\$ 3,119	\$ 3,217	\$ 3,182	\$ 3,278
1010021	510201	Pension - IMRF	\$ 19,319	\$ 21,861	\$ 21,107	\$ 16,544
1010021	510210	RHS	\$ -	\$ 3,375	\$ -	\$ -
Personnel Total			\$ 258,715	\$ 268,299	\$ 270,734	\$ 273,342

**ELK GROVE VILLAGE
ADOPTED BUDGET FY 2022-2023
EXPENDITURES**

			FY2020 Actual	FY2021 Actual	FY22 Adjusted Budget	FY23 Adopted Budget
Supplies						
1010022	520200	Office Supplies	\$ -	\$ -	\$ 200	\$ 200
Supplies Total			\$ -	\$ -	\$ 200	\$ 200
Communications						
1010023	530100	Postage	\$ 171	\$ 18	\$ 50	\$ 50
1010023	530400	Printing and Copying	\$ -	\$ -	\$ 50	\$ 50
Communications Total			\$ 171	\$ 18	\$ 100	\$ 100
Training and Professional Dev						
1010024	540100	Dues and Memberships	\$ 825	\$ 825	\$ 870	\$ 870
1010024	540300	Professional Publications	\$ -	\$ -	\$ 500	\$ 500
1010024	541000	Professional Development	\$ 693	\$ -	\$ 750	\$ 750
Training and Professional Dev Total			\$ 1,518	\$ 825	\$ 2,120	\$ 2,120
Professional Services						
1010026	560000	Professional Services	\$ 651,914	\$ 528,643	\$ 475,000	\$ 483,000
1010026	570020	Auto Mileage/Tolls/Parking	\$ 1,213	\$ -	\$ 1,500	\$ 1,500
Professional Services Total			\$ 653,127	\$ 528,643	\$ 476,500	\$ 484,500
TOTAL			\$ 913,531	\$ 797,785	\$ 749,654	\$ 760,262
003 Fire and Police Commission						
Supplies						
1010032	520200	Office Supplies	\$ -	\$ -	\$ 300	\$ 300
Supplies Total			\$ -	\$ -	\$ 300	\$ 300
Communications						
1010033	530100	Postage	\$ 15	\$ 17	\$ 1,000	\$ 1,000
1010033	530300	Publishing/Advertising General	\$ 1,531	\$ -	\$ 4,500	\$ 9,500
1010033	530400	Printing and Copying	\$ 664	\$ -	\$ 350	\$ 350
Communications Total			\$ 2,210	\$ 17	\$ 5,850	\$ 10,850
Training and Professional Dev						
1010034	540100	Dues and Memberships	\$ -	\$ 375	\$ 400	\$ 400
Training and Professional Dev Total			\$ -	\$ 375	\$ 400	\$ 400
Maintenance Services						
1010035	550000	Service Agreements	\$ 411	\$ 34	\$ 500	\$ 500
Maintenance Services Total			\$ 411	\$ 34	\$ 500	\$ 500
Professional Services						
1010036	560000	Professional Services	\$ 49,425	\$ 42,682	\$ 63,500	\$ 50,000
1010036	571000	Other Services and Charges	\$ 307	\$ 190	\$ 900	\$ 900
Professional Services Total			\$ 49,731	\$ 42,872	\$ 64,400	\$ 50,900
TOTAL			\$ 52,353	\$ 43,299	\$ 71,450	\$ 62,950
004 Plan Commission						
Supplies						
1010042	520200	Office Supplies	\$ 107	\$ -	\$ 100	\$ 100
Supplies Total			\$ 107	\$ -	\$ 100	\$ 100
Communications						
1010043	530100	Postage	\$ 748	\$ 529	\$ 500	\$ 500
1010043	530400	Printing and Copying	\$ 58	\$ -	\$ 50	\$ 50
Communications Total			\$ 805	\$ 529	\$ 550	\$ 550
Professional Services						
1010046	560000	Professional Services	\$ 10,273	\$ 11,275	\$ 16,000	\$ 16,000
Professional Services Total			\$ 10,273	\$ 11,275	\$ 16,000	\$ 16,000
TOTAL			\$ 11,185	\$ 11,803	\$ 16,650	\$ 16,650
005 Zoning Board of Appeals						
Supplies						
1010052	520200	Office Supplies	\$ 107	\$ -	\$ -	\$ -
Supplies Total			\$ 107	\$ -	\$ -	\$ -

ELK GROVE VILLAGE
ADOPTED BUDGET FY 2022-2023
EXPENDITURES

			FY2020 Actual	FY2021 Actual	FY22 Adjusted Budget	FY23 Adopted Budget
Communications						
1010053	530100	Postage	\$ 81	\$ 194	\$ 600	\$ 600
Communications Total			\$ 81	\$ 194	\$ 600	\$ 600
Professional Services						
1010056	560000	Professional Services	\$ 482	\$ 758	\$ 2,900	\$ 2,900
Professional Services Total			\$ 482	\$ 758	\$ 2,900	\$ 2,900
TOTAL			\$ 670	\$ 952	\$ 3,500	\$ 3,500
Professional Services						
1010066	571000	Other Services and Charges	\$ 2,000	\$ 2,000	\$ 6,000	\$ 6,000
Professional Services Total			\$ 2,000	\$ 2,000	\$ 6,000	\$ 6,000
TOTAL			\$ 2,000	\$ 2,000	\$ 6,000	\$ 6,000
050 Village Clerk Administration						
Personnel						
1010501	500001	Salaries - Full Time	\$ 81,948	\$ 92,479	\$ 114,554	\$ 121,955
1010501	500004	Vacations	\$ 3,868	\$ 10,063	\$ -	\$ -
1010501	500005	Holidays	\$ 3,302	\$ 5,255	\$ -	\$ -
1010501	500006	Sick Leave	\$ 249	\$ 4,856	\$ -	\$ -
1010501	500007	Other Approved Absenses	\$ 273	\$ 385	\$ -	\$ -
1010501	500100	Overtime	\$ 396	\$ -	\$ -	\$ -
1010501	510000	Health Insurance PPO	\$ 19,227	\$ 9,987	\$ 10,481	\$ 10,694
1010501	510020	Dental Insurance PPO	\$ 1,594	\$ 2,235	\$ 2,342	\$ 1,752
1010501	510050	Life Insurance	\$ 72	\$ 87	\$ 148	\$ 134
1010501	510100	Social Security	\$ 5,329	\$ 6,523	\$ 6,930	\$ 7,378
1010501	510104	Medicare	\$ 1,246	\$ 1,611	\$ 1,621	\$ 1,726
1010501	510201	Pension - IMRF	\$ 7,815	\$ 10,846	\$ 10,753	\$ 8,711
1010501	510210	RHS	\$ -	\$ 771	\$ -	\$ -
1010501	510301	Employee Assistance Program	\$ 44	\$ 44	\$ 44	\$ -
Personnel Total			\$ 125,362	\$ 145,144	\$ 146,873	\$ 152,350
Supplies						
1010502	520200	Office Supplies	\$ 1,499	\$ 1,455	\$ 1,700	\$ 1,500
1010502	520201	Small Office Equipment	\$ -	\$ 399	\$ 800	\$ 500
Supplies Total			\$ 1,499	\$ 1,854	\$ 2,500	\$ 2,000
Communications						
1010503	530100	Postage	\$ 1,140	\$ 1,679	\$ 2,000	\$ 1,500
1010503	530200	Telephone Regular	\$ 847	\$ 1,213	\$ 1,300	\$ 1,300
1010503	530201	Cellular Service and Accessories	\$ 766	\$ 814	\$ 1,000	\$ 1,000
1010503	530302	Public Notices	\$ -	\$ 778	\$ 1,500	\$ 800
1010503	530400	Printing and Copying	\$ 1,107	\$ -	\$ 800	\$ 800
Communications Total			\$ 3,860	\$ 4,483	\$ 6,600	\$ 5,400
Training and Professional Dev						
1010504	540100	Dues and Memberships	\$ 190	\$ 520	\$ 560	\$ 555
1010504	540300	Professional Publications	\$ 773	\$ 100	\$ 350	\$ 300
1010504	541000	Professional Development	\$ 1,891	\$ -	\$ 3,990	\$ 3,920
Training and Professional Dev Total			\$ 2,854	\$ 620	\$ 4,900	\$ 4,775
Maintenance Services						
1010505	550000	Service Agreements	\$ 339	\$ 629	\$ 500	\$ 15,500
Maintenance Services Total			\$ 339	\$ 629	\$ 500	\$ 15,500
Professional Services						
1010506	560000	Professional Services	\$ 6,390	\$ 4,695	\$ 7,000	\$ 5,000
1010506	560003	Archiving Services	\$ -	\$ 1,720	\$ 2,000	\$ 6,000
1010506	570020	Auto Mileage/Tolls/Parking	\$ 253	\$ -	\$ 400	\$ 400
1010506	571000	Other Services and Charges	\$ 102	\$ 10	\$ 1,000	\$ 1,000
Professional Services Total			\$ 6,746	\$ 6,425	\$ 10,400	\$ 12,400
TOTAL			\$ 140,659	\$ 159,154	\$ 171,773	\$ 192,425

ELK GROVE VILLAGE
ADOPTED BUDGET FY 2022-2023
EXPENDITURES

			FY2020 Actual	FY2021 Actual	FY22 Adjusted Budget	FY23 Adopted Budget
060 Village Manager Administration						
Personnel						
1010601	500001	Salaries - Full Time	\$ 592,145	\$ 602,345	\$ 691,252	\$ 697,932
1010601	500003	Salaries - Special Rate of Pay	\$ 17,371	\$ -	\$ 32,364	\$ 33,179
1010601	500004	Vacations	\$ 56,617	\$ 61,459	\$ -	\$ -
1010601	500005	Holidays	\$ 29,956	\$ 22,280	\$ -	\$ -
1010601	500006	Sick Leave	\$ 4,553	\$ 3,027	\$ -	\$ -
1010601	500007	Other Approved Absenses	\$ 1,033	\$ 1,573	\$ -	\$ -
1010601	500100	Overtime	\$ 10	\$ 15	\$ 100	\$ 1,000
1010601	510000	Health Insurance PPO	\$ 63,784	\$ 78,827	\$ 83,036	\$ 114,056
1010601	510010	Health Insurance HMO	\$ 265	\$ 7,961	\$ 8,365	\$ 7,443
1010601	510020	Dental Insurance PPO	\$ 6,773	\$ 6,936	\$ 7,250	\$ 7,163
1010601	510050	Life Insurance	\$ 366	\$ 349	\$ 876	\$ 762
1010601	510100	Social Security	\$ 33,742	\$ 31,965	\$ 34,006	\$ 37,923
1010601	510104	Medicare	\$ 9,917	\$ 9,805	\$ 9,637	\$ 9,850
1010601	510201	Pension - IMRF	\$ 61,575	\$ 68,843	\$ 67,686	\$ 49,723
1010601	510210	RHS	\$ -	\$ 6,462	\$ -	\$ -
1010601	510301	Employee Assistance Program	\$ 263	\$ 263	\$ 264	\$ -
Personnel Total			\$ 878,370	\$ 902,109	\$ 934,836	\$ 959,031
Supplies						
1010602	520100	Uniforms	\$ -	\$ -	\$ 350	\$ 1,000
1010602	520200	Office Supplies	\$ 2,166	\$ 6,337	\$ 5,000	\$ 5,000
1010602	520300	Operating Supplies	\$ 249	\$ 319	\$ -	\$ -
1010602	520600	Fuel	\$ 2,697	\$ 2,033	\$ 2,300	\$ 2,900
1010602	520702	Maint Supplies Vehicles	\$ 463	\$ 1,158	\$ 1,500	\$ 1,500
Supplies Total			\$ 5,575	\$ 9,847	\$ 9,150	\$ 10,400
Communications						
1010603	530100	Postage	\$ 561	\$ 1,240	\$ 750	\$ 750
1010603	530200	Telephone Regular	\$ 1,693	\$ 2,425	\$ 2,500	\$ 2,500
1010603	530400	Printing and Copying	\$ 3,616	\$ -	\$ 3,000	\$ 3,000
Communications Total			\$ 5,871	\$ 3,665	\$ 6,250	\$ 6,250
Training and Professional Dev						
1010604	540100	Dues and Memberships	\$ 5,141	\$ 5,860	\$ 5,640	\$ 6,000
1010604	540300	Professional Publications	\$ 1,382	\$ 790	\$ 500	\$ 500
1010604	541000	Professional Development	\$ 21,470	\$ 9,144	\$ 19,450	\$ 20,150
Training and Professional Dev Total			\$ 27,992	\$ 15,794	\$ 25,590	\$ 26,650
Maintenance Services						
1010605	550000	Service Agreements	\$ 2,268	\$ 1,868	\$ 3,050	\$ 3,050
1010605	550503	Contract Maint - Vehicles	\$ 467	\$ 156	\$ 300	\$ 300
Maintenance Services Total			\$ 2,734	\$ 2,024	\$ 3,350	\$ 3,350
Professional Services						
1010606	560000	Professional Services	\$ 38,698	\$ 42,739	\$ 36,400	\$ 41,500
1010606	560200	Purchased Insurance	\$ 13,443	\$ 16,245	\$ 20,000	\$ 22,000
1010606	570020	Auto Mileage/Tolls/Parking	\$ 393	\$ 206	\$ 325	\$ 250
1010606	571000	Other Services and Charges	\$ 1,104	\$ 665	\$ 500	\$ 500
Professional Services Total			\$ 53,638	\$ 59,854	\$ 57,225	\$ 64,250
Operating Capital						
1010607	580160	Furniture and Appliances	\$ 1,437	\$ -	\$ 2,600	\$ -
Operating Capital Total			\$ 1,437	\$ -	\$ 2,600	\$ -
Other NonOperating						
1010609	600150	Capital Replacement Payments	\$ 19,374	\$ -	\$ 8,000	\$ 8,000
Other NonOperating Total			\$ 19,374	\$ -	\$ 8,000	\$ 8,000
TOTAL			\$ 994,991	\$ 993,294	\$ 1,047,001	\$ 1,077,931

ELK GROVE VILLAGE
ADOPTED BUDGET FY 2022-2023
EXPENDITURES

			FY2020 Actual	FY2021 Actual	FY22 Adjusted Budget	FY23 Adopted Budget
061 Human Resources						
Personnel						
1010611	500001	Salaries - Full Time	\$ 275,378	\$ 270,014	\$ 337,528	\$ 342,822
1010611	500004	Vacations	\$ 17,381	\$ 25,559	\$ -	\$ -
1010611	500005	Holidays	\$ 11,141	\$ 14,345	\$ -	\$ -
1010611	500006	Sick Leave	\$ 6,252	\$ 13,363	\$ -	\$ -
1010611	500007	Other Approved Absenses	\$ 1,131	\$ 582	\$ -	\$ -
1010611	510000	Health Insurance PPO	\$ 33,326	\$ 44,218	\$ 46,581	\$ 78,362
1010611	510010	Health Insurance HMO	\$ 7,688	\$ 7,348	\$ 8,365	\$ -
1010611	510020	Dental Insurance PPO	\$ 3,470	\$ 4,186	\$ 4,438	\$ 4,266
1010611	510040	Cobra	\$ (741)	\$ (6,401)	\$ -	\$ -
1010611	510050	Life Insurance	\$ 210	\$ 204	\$ 435	\$ 377
1010611	510100	Social Security	\$ 18,016	\$ 18,406	\$ 19,383	\$ 19,885
1010611	510104	Medicare	\$ 4,276	\$ 4,444	\$ 4,752	\$ 4,851
1010611	510201	Pension - IMRF	\$ 28,102	\$ 32,117	\$ 31,523	\$ 24,486
Personnel Total			\$ 405,628	\$ 428,382	\$ 453,005	\$ 475,049
Supplies						
1010612	520200	Office Supplies	\$ 1,475	\$ 2,591	\$ 3,500	\$ 1,500
1010612	520704	Miscellaneous Supplies	\$ 13,060	\$ 14,762	\$ 10,500	\$ 10,500
Supplies Total			\$ 14,536	\$ 17,352	\$ 14,000	\$ 12,000
Communications						
1010613	530100	Postage	\$ 473	\$ 258	\$ 750	\$ 750
1010613	530300	Publishing/Advertising General	\$ 220	\$ 299	\$ 500	\$ 500
1010613	530303	Position Announcements	\$ 549	\$ 479	\$ 5,500	\$ 5,500
1010613	530400	Printing and Copying	\$ 1,107	\$ -	\$ 1,600	\$ 1,600
Communications Total			\$ 2,349	\$ 1,036	\$ 8,350	\$ 8,350
Training and Professional Dev						
1010614	540100	Dues and Memberships	\$ 1,808	\$ 2,098	\$ 2,800	\$ 2,900
1010614	540201	In-House Training Programs	\$ 20,866	\$ 31,663	\$ 34,000	\$ 45,000
1010614	541000	Professional Development	\$ 4,123	\$ 343	\$ 4,000	\$ 8,000
Training and Professional Dev Total			\$ 26,797	\$ 34,104	\$ 40,800	\$ 55,900
Maintenance Services						
1010615	550000	Service Agreements	\$ 1,778	\$ 1,861	\$ 1,400	\$ 1,400
Maintenance Services Total			\$ 1,778	\$ 1,861	\$ 1,400	\$ 1,400
Professional Services						
1010616	560000	Professional Services	\$ 45,911	\$ 61,907	\$ 26,000	\$ 30,000
1010616	570200	Employee Wellness Program	\$ 71,554	\$ 44,044	\$ 69,520	\$ 70,000
Professional Services Total			\$ 117,465	\$ 105,951	\$ 95,520	\$ 100,000
Operating Capital						
1010617	580001	Computers/Laptops/Tablets	\$ 939	\$ -	\$ -	\$ -
1010617	580160	Furniture and Appliances	\$ (390)	\$ -	\$ -	\$ 3,000
Operating Capital Total			\$ 549	\$ -	\$ -	\$ 3,000
TOTAL			\$ 569,103	\$ 588,685	\$ 613,075	\$ 655,699
062 Information Technology						
Personnel						
1010621	500001	Salaries - Full Time	\$ 448,243	\$ 460,203	\$ 540,275	\$ 538,108
1010621	500004	Vacations	\$ 39,363	\$ 39,362	\$ -	\$ -
1010621	500005	Holidays	\$ 22,292	\$ 18,328	\$ -	\$ -
1010621	500006	Sick Leave	\$ 10,426	\$ 9,681	\$ -	\$ -
1010621	510000	Health Insurance PPO	\$ 88,522	\$ 92,688	\$ 97,820	\$ 99,730
1010621	510020	Dental Insurance PPO	\$ 7,427	\$ 7,383	\$ 7,739	\$ 5,790
1010621	510050	Life Insurance	\$ 280	\$ 279	\$ 698	\$ 592
1010621	510100	Social Security	\$ 29,907	\$ 30,333	\$ 31,276	\$ 31,355
1010621	510104	Medicare	\$ 7,219	\$ 7,391	\$ 7,611	\$ 7,613
1010621	510201	Pension - IMRF	\$ 45,830	\$ 50,019	\$ 50,495	\$ 38,433
1010621	510210	RHS	\$ -	\$ 6,118	\$ -	\$ -
Personnel Total			\$ 699,507	\$ 721,785	\$ 735,914	\$ 721,621

ELK GROVE VILLAGE
ADOPTED BUDGET FY 2022-2023
EXPENDITURES

			FY2020 Actual	FY2021 Actual	FY22 Adjusted Budget	FY23 Adopted Budget
Supplies						
1010622	520200	Office Supplies	\$ 17	\$ -	\$ 200	\$ 100
1010622	520300	Operating Supplies	\$ 6,044	\$ 9,860	\$ 12,000	\$ 8,000
Supplies Total			\$ 6,061	\$ 9,860	\$ 12,200	\$ 8,100
Communications						
1010623	530100	Postage	\$ 50	\$ 35	\$ 200	\$ 200
1010623	530201	Cellular Service and Accessories	\$ 2,972	\$ 2,423	\$ 2,700	\$ 4,800
Communications Total			\$ 3,023	\$ 2,459	\$ 2,900	\$ 5,000
Training and Professional Dev						
1010624	540100	Dues and Memberships	\$ 100	\$ 600	\$ 300	\$ 300
1010624	540201	In-House Training Programs	\$ 11,358	\$ 5,775	\$ 20,000	\$ 20,000
1010624	541000	Professional Development	\$ 5,000	\$ 3,371	\$ 17,700	\$ 20,700
Training and Professional Dev Total			\$ 16,457	\$ 9,746	\$ 38,000	\$ 41,000
Maintenance Services						
1010625	550000	Service Agreements	\$ 228,193	\$ 285,017	\$ 306,100	\$ 310,800
Maintenance Services Total			\$ 228,193	\$ 285,017	\$ 306,100	\$ 310,800
Professional Services						
1010626	560000	Professional Services	\$ 160,605	\$ 47,476	\$ 164,500	\$ 125,900
1010626	570001	Rentals	\$ 4,965	\$ 12,225	\$ 8,000	\$ -
Professional Services Total			\$ 165,570	\$ 59,701	\$ 172,500	\$ 125,900
Operating Capital						
1010627	580001	Computers/Laptops/Tablets	\$ 121,273	\$ 135,546	\$ 85,230	\$ 109,000
1010627	580003	Software	\$ 53,174	\$ 30,167	\$ 51,500	\$ 37,000
Operating Capital Total			\$ 174,447	\$ 165,713	\$ 136,730	\$ 146,000
Other NonOperating						
1010629	600150	Capital Replacement Payments	\$ 74,364	\$ -	\$ 74,369	\$ 74,369
Other NonOperating Total			\$ 74,364	\$ -	\$ 74,369	\$ 74,369
TOTAL			\$ 1,367,622	\$ 1,254,280	\$ 1,478,713	\$ 1,432,790
080 Finance Administration						
Personnel						
1010801	500001	Salaries - Full Time	\$ 297,322	\$ 306,479	\$ 408,470	\$ 431,972
1010801	500003	Salaries - Special Rate of Pay	\$ -	\$ 1,593	\$ -	\$ -
1010801	500004	Vacations	\$ 36,231	\$ 18,320	\$ -	\$ -
1010801	500005	Holidays	\$ 17,318	\$ 10,784	\$ -	\$ -
1010801	500006	Sick Leave	\$ 32,463	\$ 1,639	\$ -	\$ -
1010801	500100	Overtime	\$ 393	\$ -	\$ 500	\$ -
1010801	510000	Health Insurance PPO	\$ 33,793	\$ 31,773	\$ 57,416	\$ 54,512
1010801	510020	Dental Insurance PPO	\$ 4,127	\$ 2,408	\$ 4,438	\$ 2,954
1010801	510050	Life Insurance	\$ 256	\$ 225	\$ 526	\$ 470
1010801	510100	Social Security	\$ 20,930	\$ 17,793	\$ 21,997	\$ 23,320
1010801	510104	Medicare	\$ 5,459	\$ 4,823	\$ 5,788	\$ 6,088
1010801	510201	Pension - IMRF	\$ 34,490	\$ 33,396	\$ 38,396	\$ 30,733
1010801	510205	Pension - IMRF Supplemental	\$ 309,918	\$ -	\$ 320,000	\$ -
1010801	510210	RHS	\$ -	\$ 4,157	\$ -	\$ -
1010801	510301	Employee Assistance Program	\$ 373	\$ 373	\$ 400	\$ -
Personnel Total			\$ 793,074	\$ 433,763	\$ 857,931	\$ 550,049
Supplies						
1010802	520200	Office Supplies	\$ 2,459	\$ 3,010	\$ 5,000	\$ 5,000
1010802	520201	Small Office Equipment	\$ 263	\$ -	\$ -	\$ -
Supplies Total			\$ 2,722	\$ 3,010	\$ 5,000	\$ 5,000
Communications						
1010803	530100	Postage	\$ 225	\$ 260	\$ 1,000	\$ 500
1010803	530200	Telephone Regular	\$ 3,286	\$ 4,403	\$ 3,800	\$ 4,500
1010803	530201	Cellular Service and Accessories	\$ 1,846	\$ 2,002	\$ 1,850	\$ 2,000
1010803	530301	Bid Notices	\$ 2,501	\$ 2,113	\$ 2,500	\$ 2,500
1010803	530302	Public Notices	\$ 1,896	\$ 1,896	\$ 2,530	\$ 3,000
1010803	530400	Printing and Copying	\$ 4,328	\$ 1,354	\$ 4,000	\$ 4,500
Communications Total			\$ 14,082	\$ 12,029	\$ 15,680	\$ 17,000

ELK GROVE VILLAGE
ADOPTED BUDGET FY 2022-2023
EXPENDITURES

			FY2020 Actual	FY2021 Actual	FY22 Adjusted Budget	FY23 Adopted Budget
Training and Professional Dev						
1010804	540100	Dues and Memberships	\$ 1,265	\$ 1,035	\$ 2,435	\$ 2,435
1010804	540300	Professional Publications	\$ 108	\$ -	\$ 50	\$ 50
1010804	541000	Professional Development	\$ 5,905	\$ 3,537	\$ 8,200	\$ 9,550
Training and Professional Dev Total			\$ 7,278	\$ 4,572	\$ 10,685	\$ 12,035
Maintenance Services						
1010805	550000	Service Agreements	\$ 1,090	\$ 401	\$ 1,500	\$ 1,500
Maintenance Services Total			\$ 1,090	\$ 401	\$ 1,500	\$ 1,500
Professional Services						
1010806	560000	Professional Services	\$ 86,839	\$ 86,311	\$ 117,867	\$ 112,925
1010806	560200	Purchased Insurance	\$ 37,517	\$ 31,560	\$ 100,000	\$ 110,000
1010806	570800	Over/Short Adjustment	\$ (1)	\$ 374	\$ -	\$ -
1010806	571000	Other Services and Charges	\$ 23,159	\$ 41,677	\$ 199,670	\$ 120,700
Professional Services Total			\$ 147,514	\$ 159,922	\$ 417,537	\$ 343,625
Operating Capital						
1010807	580001	Computers/Laptops/Tablets	\$ -	\$ -	\$ -	\$ 18,800
Operating Capital Total			\$ -	\$ -	\$ -	\$ 18,800
Other NonOperating						
1010809	600050	Emergency Relief Contributions	\$ -	\$ 5,907,304	\$ -	\$ -
Other NonOperating Total			\$ -	\$ 5,907,304	\$ -	\$ -
TOTAL			\$ 965,761	\$ 6,521,001	\$ 1,308,333	\$ 948,009
081 Accounting						
Personnel						
1010811	500001	Salaries - Full Time	\$ 332,216	\$ 357,456	\$ 421,976	\$ 441,622
1010811	500003	Salaries - Special Rate of Pay	\$ 4,589	\$ 4,880	\$ -	\$ -
1010811	500004	Vacations	\$ 23,462	\$ 24,817	\$ -	\$ -
1010811	500005	Holidays	\$ 14,840	\$ 17,996	\$ -	\$ -
1010811	500006	Sick Leave	\$ 7,927	\$ 4,028	\$ -	\$ -
1010811	500100	Overtime	\$ 2,578	\$ 2,331	\$ 4,000	\$ 4,000
1010811	510000	Health Insurance PPO	\$ 42,150	\$ 63,321	\$ 67,541	\$ 68,857
1010811	510010	Health Insurance HMO	\$ 18,034	\$ 7,961	\$ 8,365	\$ 7,443
1010811	510020	Dental Insurance PPO	\$ 5,471	\$ 6,939	\$ 7,327	\$ 6,061
1010811	510030	Dental Insurance HMO	\$ 1,132	\$ 633	\$ 663	\$ -
1010811	510050	Life Insurance	\$ 331	\$ 348	\$ 547	\$ 486
1010811	510100	Social Security	\$ 22,854	\$ 24,257	\$ 25,774	\$ 26,958
1010811	510104	Medicare	\$ 5,345	\$ 5,673	\$ 6,028	\$ 6,305
1010811	510201	Pension - IMRF	\$ 34,159	\$ 40,317	\$ 39,991	\$ 31,828
Personnel Total			\$ 515,088	\$ 560,955	\$ 582,212	\$ 593,560
Supplies						
1010812	520200	Office Supplies	\$ 953	\$ 886	\$ 2,000	\$ 2,200
Supplies Total			\$ 953	\$ 886	\$ 2,000	\$ 2,200
Communications						
1010813	530100	Postage	\$ 3,080	\$ 2,110	\$ 3,050	\$ 2,980
1010813	530400	Printing and Copying	\$ 1,919	\$ 879	\$ 1,900	\$ 1,900
Communications Total			\$ 4,999	\$ 2,989	\$ 4,950	\$ 4,880
Training and Professional Dev						
1010814	540100	Dues and Memberships	\$ 691	\$ 910	\$ 1,420	\$ 1,300
1010814	541000	Professional Development	\$ 1,013	\$ 330	\$ 2,800	\$ 7,420
Training and Professional Dev Total			\$ 1,704	\$ 1,240	\$ 4,220	\$ 8,720
Maintenance Services						
1010815	550000	Service Agreements	\$ 72	\$ 69	\$ 300	\$ 300
Maintenance Services Total			\$ 72	\$ 69	\$ 300	\$ 300
TOTAL			\$ 522,816	\$ 566,139	\$ 593,682	\$ 609,660

ELK GROVE VILLAGE
ADOPTED BUDGET FY 2022-2023
EXPENDITURES

			FY2020	FY2021	FY22	FY23
			Actual	Actual	Adjusted	Adopted
					Budget	Budget
082 Accounts Receivable						
Personnel						
1010821	500001	Salaries - Full Time	\$ 340,896	\$ 371,168	\$ 444,451	\$ 451,505
1010821	500003	Salaries - Special Rate of Pay	\$ 42,905	\$ 21,602	\$ 5,953	\$ 6,200
1010821	500004	Vacations	\$ 33,067	\$ 33,006	\$ -	\$ -
1010821	500005	Holidays	\$ 17,850	\$ 18,921	\$ -	\$ -
1010821	500006	Sick Leave	\$ 12,282	\$ 9,309	\$ -	\$ -
1010821	500010	Unemployment Wages	\$ 1,649	\$ 1,747	\$ -	\$ -
1010821	500011	Retroactive Payroll	\$ 507	\$ -	\$ -	\$ -
1010821	500100	Overtime	\$ 9,652	\$ 5,356	\$ 10,000	\$ 10,000
1010821	510000	Health Insurance PPO	\$ 23,836	\$ 44,218	\$ 46,581	\$ 78,362
1010821	510010	Health Insurance HMO	\$ 64,332	\$ 59,164	\$ 65,839	\$ 50,915
1010821	510020	Dental Insurance PPO	\$ 7,380	\$ 7,004	\$ 7,327	\$ 5,790
1010821	510030	Dental Insurance HMO	\$ 866	\$ 1,266	\$ 1,325	\$ 676
1010821	510050	Life Insurance	\$ 404	\$ 418	\$ 576	\$ 497
1010821	510100	Social Security	\$ 27,314	\$ 27,307	\$ 27,865	\$ 28,296
1010821	510104	Medicare	\$ 6,388	\$ 6,387	\$ 6,517	\$ 6,618
1010821	510201	Pension - IMRF	\$ 37,319	\$ 43,408	\$ 42,677	\$ 32,972
Personnel Total			\$ 626,646	\$ 650,281	\$ 659,111	\$ 671,831
Supplies						
1010822	520200	Office Supplies	\$ 3,536	\$ 2,307	\$ 3,500	\$ 3,500
Supplies Total			\$ 3,536	\$ 2,307	\$ 3,500	\$ 3,500
Communications						
1010823	530100	Postage	\$ 40,969	\$ 39,552	\$ 79,000	\$ 70,000
1010823	530400	Printing and Copying	\$ 7,322	\$ 3,283	\$ 5,450	\$ 5,650
Communications Total			\$ 48,291	\$ 42,835	\$ 84,450	\$ 75,650
Training and Professional Dev						
1010824	540100	Dues and Memberships	\$ -	\$ 100	\$ 300	\$ 300
1010824	541000	Professional Development	\$ 5,695	\$ -	\$ 1,100	\$ 5,605
Training and Professional Dev Total			\$ 5,695	\$ 100	\$ 1,400	\$ 5,905
Maintenance Services						
1010825	550000	Service Agreements	\$ 2,394	\$ 2,630	\$ 5,000	\$ 5,000
Maintenance Services Total			\$ 2,394	\$ 2,630	\$ 5,000	\$ 5,000
Professional Services						
1010826	560000	Professional Services	\$ 12,623	\$ 11,497	\$ 25,000	\$ 22,000
1010826	570002	Postage Machine	\$ 23,892	\$ 18,883	\$ 20,000	\$ 20,000
1010826	570900	Uncollectible Accounts	\$ (35)	\$ -	\$ -	\$ -
1010826	571000	Other Services and Charges	\$ 24,543	\$ 19,559	\$ 30,000	\$ 30,000
Professional Services Total			\$ 61,024	\$ 49,939	\$ 75,000	\$ 72,000
Operating Capital						
1010827	580002	Copiers/Printers/Scanners	\$ 2,685	\$ -	\$ -	\$ -
Operating Capital Total			\$ 2,685	\$ -	\$ -	\$ -
TOTAL			\$ 750,270	\$ 748,093	\$ 828,461	\$ 833,886

ELK GROVE VILLAGE
ADOPTED BUDGET FY 2022-2023
EXPENDITURES

			FY2020	FY2021	FY22	FY23
			Actual	Actual	Adjusted	Adopted
					Budget	Budget
200 Fire Administraton						
Personnel						
1012001	500001	Salaries - Full Time	\$ 486,299	\$ 481,597	\$ 561,753	\$ 568,734
1012001	500003	Salaries - Special Rate of Pay	\$ -	\$ 3,187	\$ -	\$ -
1012001	500004	Vacations	\$ 54,864	\$ 44,475	\$ -	\$ -
1012001	500005	Holidays	\$ 27,214	\$ 19,598	\$ -	\$ -
1012001	500006	Sick Leave	\$ 18,221	\$ 6,575	\$ -	\$ -
1012001	500007	Other Approved Absenses	\$ 1,296	\$ -	\$ -	\$ -
1012001	500100	Overtime	\$ 402	\$ 37	\$ 1,000	\$ 1,000
1012001	510000	Health Insurance PPO	\$ 115,152	\$ 70,959	\$ 78,376	\$ 68,857
1012001	510020	Dental Insurance PPO	\$ 10,032	\$ 6,837	\$ 6,838	\$ 4,536
1012001	510040	Cobra	\$ 60	\$ -	\$ -	\$ -
1012001	510050	Life Insurance	\$ 409	\$ 370	\$ 728	\$ 619
1012001	510100	Social Security	\$ 14,642	\$ 13,838	\$ 13,903	\$ 13,265
1012001	510104	Medicare	\$ 8,121	\$ 7,819	\$ 8,033	\$ 8,097
1012001	510201	Pension - IMRF	\$ 22,511	\$ 23,056	\$ 21,572	\$ 15,661
1012001	510202	Pension - Property Tax Expense	\$ 3,389,417	\$ 3,888,171	\$ 4,584,835	\$ 4,447,075
1012001	510203	Pension - PPRT Expense	\$ 602,382	\$ 596,182	\$ 460,560	\$ 896,956
1012001	510204	Pension - Interest Expense	\$ 565	\$ 64	\$ 200	\$ 200
1012001	510206	Pension - Fire Supplemental	\$ 619,836	\$ 824,218	\$ 800,000	\$ 800,000
1012001	510210	RHS	\$ 32,726	\$ 4,950	\$ -	\$ -
1012001	510301	Employee Assistance Program	\$ 2,063	\$ 2,063	\$ 2,086	\$ -
Personnel Total			\$ 5,406,213	\$ 5,993,998	\$ 6,539,884	\$ 6,825,000
Supplies						
1012002	520100	Uniforms	\$ 82,424	\$ 179,043	\$ 142,450	\$ 147,950
1012002	520200	Office Supplies	\$ 3,610	\$ 2,921	\$ 4,000	\$ 4,000
1012002	520201	Small Office Equipment	\$ 102	\$ 85	\$ 150	\$ 150
1012002	520300	Operating Supplies	\$ 848	\$ 468	\$ 500	\$ 500
1012002	520600	Fuel	\$ 2,313	\$ 2,337	\$ 2,800	\$ 3,700
1012002	520701	Maint Supplies Equipment	\$ 78	\$ -	\$ -	\$ -
1012002	520702	Maint Supplies Vehicles	\$ 1,159	\$ 1,906	\$ 2,075	\$ 1,500
1012002	520704	Miscellaneous Supplies	\$ 52	\$ -	\$ -	\$ -
Supplies Total			\$ 90,585	\$ 186,762	\$ 151,975	\$ 157,800
Communications						
1012003	530100	Postage	\$ 1,525	\$ 736	\$ 1,300	\$ 1,000
1012003	530200	Telephone Regular	\$ 2,796	\$ 3,638	\$ 4,500	\$ 4,000
1012003	530201	Cellular Service and Accessories	\$ 22,691	\$ 21,181	\$ 22,000	\$ 22,000
1012003	530400	Printing and Copying	\$ 5,066	\$ 675	\$ 4,000	\$ 4,000
Communications Total			\$ 32,078	\$ 26,231	\$ 31,800	\$ 31,000
Training and Professional Dev						
1012004	540100	Dues and Memberships	\$ 405	\$ 1,653	\$ 2,405	\$ 2,405
1012004	541000	Professional Development	\$ 13,528	\$ 24,861	\$ 18,250	\$ 20,250
Training and Professional Dev Total			\$ 13,933	\$ 26,514	\$ 20,655	\$ 22,655
Maintenance Services						
1012005	550000	Service Agreements	\$ 12,400	\$ 8,317	\$ 14,200	\$ 28,500
1012005	550503	Contract Maint - Vehicles	\$ 180	\$ 318	\$ 500	\$ 500
Maintenance Services Total			\$ 12,580	\$ 8,635	\$ 14,700	\$ 29,000
Professional Services						
1012006	560000	Professional Services	\$ 10,511	\$ 1,186	\$ 15,000	\$ 3,000
1012006	560200	Purchased Insurance	\$ 150,956	\$ 177,077	\$ 265,000	\$ 291,500
1012006	560300	Employee Related Accident	\$ -	\$ 3,953	\$ 10,000	\$ 10,000
1012006	560320	Non Empl Identifiable	\$ -	\$ 766	\$ -	\$ -
1012006	560400	Workers Compensation Claims	\$ 32,366	\$ 484,688	\$ 100,000	\$ 100,000
1012006	570001	Rentals	\$ -	\$ 289	\$ -	\$ -
1012006	570020	Auto Mileage/Tolls/Parking	\$ -	\$ 154	\$ 200	\$ 200
1012006	571000	Other Services and Charges	\$ 8,922	\$ 5,805	\$ 5,500	\$ 5,500
Professional Services Total			\$ 202,756	\$ 673,918	\$ 395,700	\$ 410,200
Operating Capital						
1012007	580001	Computers/Laptops/Tablets	\$ 5,261	\$ 44,100	\$ -	\$ -
1012007	580002	Copiers/Printers/Scanners	\$ 764	\$ 1,239	\$ -	\$ -
1012007	580003	Software	\$ -	\$ 2,621	\$ 8,650	\$ -
1012007	580100	Vehicles - Licensed	\$ -	\$ 48,591	\$ -	\$ -
1012007	580160	Furniture and Appliances	\$ -	\$ 5,346	\$ -	\$ -
Operating Capital Total			\$ 6,025	\$ 101,896	\$ 8,650	\$ -

ELK GROVE VILLAGE
ADOPTED BUDGET FY 2022-2023
EXPENDITURES

			FY2020	FY2021	FY22	FY23
			Actual	Actual	Adjusted	Adopted
					Budget	Budget
TOTAL			\$ 5,764,169	\$ 7,017,954	\$ 7,163,364	\$ 7,475,655
201 Fire Operations						
Personnel						
1012011	500001	Salaries - Full Time	\$ 1,952,077	\$ 1,611,318	\$ 1,558,688	\$ 1,475,873
1012011	500003	Salaries - Special Rate of Pay	\$ 6,067	\$ 4,728	\$ -	\$ -
1012011	500004	Vacations	\$ 50,593	\$ 42,135	\$ -	\$ -
1012011	500005	Holidays	\$ 38,562	\$ 19,412	\$ 70,955	\$ 50,078
1012011	500006	Sick Leave	\$ 3,125	\$ 2,063	\$ -	\$ -
1012011	500007	Other Approved Absences	\$ 222	\$ -	\$ -	\$ -
1012011	500008	On-The-Job Disability	\$ 2,954	\$ -	\$ -	\$ -
1012011	500100	Overtime	\$ 86,428	\$ 90,478	\$ 100,000	\$ 70,000
1012011	510000	Health Insurance PPO	\$ 285,287	\$ 260,147	\$ 257,714	\$ 210,508
1012011	510010	Health Insurance HMO	\$ 37,595	\$ 27,751	\$ 24,821	\$ 44,164
1012011	510020	Dental Insurance PPO	\$ 28,171	\$ 22,989	\$ 22,365	\$ 15,208
1012011	510050	Life Insurance	\$ 1,276	\$ 1,022	\$ 2,029	\$ 1,619
1012011	510100	Social Security	\$ 3,620	\$ 3,699	\$ -	\$ -
1012011	510104	Medicare	\$ 26,984	\$ 24,026	\$ 25,142	\$ 22,871
1012011	510201	Pension - IMRF	\$ 5,257	\$ 5,903	\$ -	\$ -
1012011	510210	RHS	\$ 57,461	\$ 109,143	\$ -	\$ -
Personnel Total			\$ 2,585,679	\$ 2,224,814	\$ 2,061,714	\$ 1,890,321
Supplies						
1012012	520100	Uniforms	\$ 825	\$ -	\$ -	\$ -
1012012	520300	Operating Supplies	\$ 44,399	\$ 13,719	\$ 17,010	\$ 18,100
1012012	520400	Small Tools / Minor Equipment	\$ 2,571	\$ 9,546	\$ 7,300	\$ 3,500
1012012	520600	Fuel	\$ 27,884	\$ 22,195	\$ 27,300	\$ 36,500
1012012	520701	Maint Supplies Equipment	\$ 11,446	\$ 13,668	\$ 5,100	\$ 9,500
1012012	520702	Maint Supplies Vehicles	\$ 27,654	\$ 30,307	\$ 24,125	\$ 27,000
1012012	520704	Miscellaneous Supplies	\$ 6,481	\$ 5,201	\$ 7,800	\$ 8,000
Supplies Total			\$ 121,261	\$ 94,635	\$ 88,635	\$ 102,600
Training and Professional Dev						
1012014	540100	Dues and Memberships	\$ 5,000	\$ 5,240	\$ 5,350	\$ 5,350
1012014	541000	Professional Development	\$ 56,568	\$ 32,917	\$ 69,415	\$ 74,080
Training and Professional Dev Total			\$ 61,568	\$ 38,157	\$ 74,765	\$ 79,430
Maintenance Services						
1012015	550000	Service Agreements	\$ 9,294	\$ 9,704	\$ 11,000	\$ 11,000
1012015	550502	Contract Maint - Equipment	\$ 30,027	\$ 20,473	\$ 35,100	\$ 41,600
1012015	550503	Contract Maint - Vehicles	\$ 9,899	\$ 17,517	\$ 12,700	\$ 15,000
Maintenance Services Total			\$ 49,220	\$ 47,694	\$ 58,800	\$ 67,600
Professional Services						
1012016	560000	Professional Services	\$ 22,806	\$ 15,395	\$ 30,110	\$ 28,075
1012016	570220	Fire Training Tower	\$ 13,312	\$ 9,085	\$ 19,700	\$ 21,700
Professional Services Total			\$ 36,118	\$ 24,480	\$ 49,810	\$ 49,775
Operating Capital						
1012017	580001	Computers/Laptops/Tablets	\$ -	\$ 290	\$ -	\$ 4,000
1012017	580150	Operating Equipment	\$ 41,011	\$ 13,198	\$ 14,950	\$ 21,000
Operating Capital Total			\$ 41,011	\$ 13,488	\$ 14,950	\$ 25,000
Other NonOperating						
1012019	600150	Capital Replacement Payments	\$ 569,004	\$ -	\$ 521,420	\$ 564,220
Other NonOperating Total			\$ 569,004	\$ -	\$ 521,420	\$ 564,220
TOTAL			\$ 3,463,860	\$ 2,443,268	\$ 2,870,094	\$ 2,778,946

ELK GROVE VILLAGE
ADOPTED BUDGET FY 2022-2023
EXPENDITURES

			FY2020 Actual	FY2021 Actual	FY22 Adjusted Budget	FY23 Adopted Budget
202 Emergency Medical Services						
Personnel						
1012021	500001	Salaries - Full Time	\$ 7,213,913	\$ 7,366,335	\$ 7,990,810	\$ 8,321,656
1012021	500003	Salaries - Special Rate of Pay	\$ 1,945	\$ 2,064	\$ -	\$ -
1012021	500004	Vacations	\$ 1,002	\$ 18,418	\$ -	\$ -
1012021	500005	Holidays	\$ 124,685	\$ 131,057	\$ 107,155	\$ 132,594
1012021	500006	Sick Leave	\$ -	\$ 850	\$ -	\$ -
1012021	500007	Other Approved Absenses	\$ 6,707	\$ -	\$ -	\$ -
1012021	500008	On-The-Job Disability	\$ 3,069	\$ 25,734	\$ -	\$ -
1012021	500011	Retroactive Payroll	\$ 30	\$ 199	\$ -	\$ -
1012021	500100	Overtime	\$ 670,610	\$ 832,135	\$ 750,000	\$ 850,000
1012021	510000	Health Insurance PPO	\$ 1,272,926	\$ 1,365,012	\$ 1,478,344	\$ 1,615,843
1012021	510010	Health Insurance HMO	\$ 67,484	\$ 47,230	\$ 74,463	\$ 44,164
1012021	510020	Dental Insurance PPO	\$ 103,033	\$ 105,720	\$ 115,796	\$ 94,062
1012021	510030	Dental Insurance HMO	\$ 3,334	\$ 2,234	\$ 2,351	\$ 463
1012021	510050	Life Insurance	\$ 4,767	\$ 4,814	\$ 10,190	\$ 8,995
1012021	510104	Medicare	\$ 111,959	\$ 117,561	\$ 129,552	\$ 134,862
1012021	510210	RHS	\$ -	\$ 32,863	\$ -	\$ -
Personnel Total			\$ 9,585,464	\$ 10,052,225	\$ 10,658,661	\$ 11,202,639
Supplies						
1012022	520300	Operating Supplies	\$ 57,404	\$ 53,275	\$ 32,300	\$ 38,600
1012022	520600	Fuel	\$ 14,940	\$ 12,299	\$ 15,800	\$ 17,500
1012022	520701	Maint Supplies Equipment	\$ 892	\$ 1,123	\$ 1,500	\$ 1,500
1012022	520702	Maint Supplies Vehicles	\$ 8,746	\$ 10,015	\$ 8,500	\$ 8,000
Supplies Total			\$ 81,982	\$ 76,712	\$ 58,100	\$ 65,600
Training and Professional Dev						
1012024	541000	Professional Development	\$ 19,037	\$ 3,192	\$ 41,000	\$ 44,985
Training and Professional Dev Total			\$ 19,037	\$ 3,192	\$ 41,000	\$ 44,985
Maintenance Services						
1012025	550000	Service Agreements	\$ 17,921	\$ 17,921	\$ 29,800	\$ 21,800
1012025	550502	Contract Maint - Equipment	\$ 3,213	\$ 4,119	\$ 4,780	\$ 5,550
1012025	550503	Contract Maint - Vehicles	\$ 511	\$ 3,478	\$ 5,000	\$ 5,000
Maintenance Services Total			\$ 21,645	\$ 25,518	\$ 39,580	\$ 32,350
Professional Services						
1012026	571000	Other Services and Charges	\$ 6,595	\$ 7,349	\$ 13,550	\$ 14,400
Professional Services Total			\$ 6,595	\$ 7,349	\$ 13,550	\$ 14,400
Operating Capital						
1012027	580001	Computers/Laptops/Tablets	\$ -	\$ 927	\$ -	\$ 35,000
1012027	580150	Operating Equipment	\$ 88,929	\$ 12,061	\$ 13,850	\$ 6,000
Operating Capital Total			\$ 88,929	\$ 12,988	\$ 13,850	\$ 41,000
Other NonOperating						
1012029	600150	Capital Replacement Payments	\$ 95,004	\$ -	\$ 145,000	\$ 163,000
Other NonOperating Total			\$ 95,004	\$ -	\$ 145,000	\$ 163,000
TOTAL			\$ 9,898,656	\$ 10,177,984	\$ 10,969,741	\$ 11,563,974
203 Fire Communications						
Supplies						
1012032	520300	Operating Supplies	\$ 5,960	\$ 8,634	\$ 11,700	\$ 7,300
Supplies Total			\$ 5,960	\$ 8,634	\$ 11,700	\$ 7,300
Communications						
1012033	530201	Cellular Service and Accessories	\$ 23,320	\$ 16,834	\$ 17,350	\$ 23,600
Communications Total			\$ 23,320	\$ 16,834	\$ 17,350	\$ 23,600
Maintenance Services						
1012035	550000	Service Agreements	\$ 4,122	\$ 10,958	\$ 12,000	\$ 12,000
1012035	550502	Contract Maint - Equipment	\$ 1,650	\$ 1,208	\$ 5,000	\$ 5,000
Maintenance Services Total			\$ 5,772	\$ 12,165	\$ 17,000	\$ 17,000
Professional Services						
1012036	560101	NWCD Dispatch	\$ 133,993	\$ 98,210	\$ 114,000	\$ 100,830
Professional Services Total			\$ 133,993	\$ 98,210	\$ 114,000	\$ 100,830

ELK GROVE VILLAGE
ADOPTED BUDGET FY 2022-2023
EXPENDITURES

			FY2020 Actual	FY2021 Actual	FY22 Adjusted Budget	FY23 Adopted Budget
Operating Capital						
1012037	580001	Computers/Laptops/Tablets	\$ 89,983	\$ -	\$ -	\$ -
1012037	580150	Operating Equipment	\$ -	\$ -	\$ -	\$ 1,000
Operating Capital Total			\$ 89,983	\$ -	\$ -	\$ 1,000
Other NonOperating						
1012039	600150	Capital Replacement Payments	\$ 91,068	\$ -	\$ 91,068	\$ 91,068
Other NonOperating Total			\$ 91,068	\$ -	\$ 91,068	\$ 91,068
TOTAL			\$ 350,096	\$ 135,844	\$ 251,118	\$ 240,798
204 Inspectional Services						
Personnel						
1012041	500001	Salaries - Full Time	\$ 128,514	\$ 142,277	\$ 222,806	\$ 317,839
1012041	500004	Vacations	\$ 2,800	\$ 5,151	\$ -	\$ -
1012041	500005	Holidays	\$ 6,821	\$ 7,202	\$ -	\$ -
1012041	500006	Sick Leave	\$ 1,905	\$ 3,331	\$ -	\$ -
1012041	500100	Overtime	\$ 25,521	\$ 45,514	\$ 75,000	\$ 75,000
1012041	510000	Health Insurance PPO	\$ 18,020	\$ 20,577	\$ 21,671	\$ 48,217
1012041	510020	Dental Insurance PPO	\$ 1,364	\$ 1,480	\$ 3,586	\$ 2,683
1012041	510050	Life Insurance	\$ 134	\$ 139	\$ 291	\$ 352
1012041	510100	Social Security	\$ 8,452	\$ 9,497	\$ 18,125	\$ 25,248
1012041	510104	Medicare	\$ 2,344	\$ 2,873	\$ 4,239	\$ 5,947
1012041	510201	Pension - IMRF	\$ 12,695	\$ 15,446	\$ 28,123	\$ 30,022
Personnel Total			\$ 208,570	\$ 253,487	\$ 373,841	\$ 505,308
Supplies						
1012042	520100	Uniforms	\$ -	\$ 90	\$ 2,350	\$ 2,350
1012042	520300	Operating Supplies	\$ 751	\$ 2,291	\$ 2,700	\$ 3,200
1012042	520600	Fuel	\$ 711	\$ 844	\$ 1,200	\$ 1,500
1012042	520701	Maint Supplies Equipment	\$ -	\$ -	\$ 200	\$ 200
1012042	520702	Maint Supplies Vehicles	\$ 148	\$ 335	\$ 1,300	\$ 500
1012042	520704	Miscellaneous Supplies	\$ 136	\$ -	\$ -	\$ -
Supplies Total			\$ 1,746	\$ 3,560	\$ 7,750	\$ 7,750
Training and Professional Dev						
1012044	540100	Dues and Memberships	\$ 95	\$ 217	\$ 495	\$ 510
1012044	540300	Professional Publications	\$ 1,575	\$ 2,306	\$ 1,935	\$ 2,150
1012044	541000	Professional Development	\$ 4,741	\$ (143)	\$ 12,090	\$ 20,000
Training and Professional Dev Total			\$ 6,411	\$ 2,380	\$ 14,520	\$ 22,660
Maintenance Services						
1012045	550000	Service Agreements	\$ 4,789	\$ 9,737	\$ 3,500	\$ 5,000
1012045	550503	Contract Maint - Vehicles	\$ 48	\$ 1,501	\$ 200	\$ 200
Maintenance Services Total			\$ 4,837	\$ 11,238	\$ 3,700	\$ 5,200
Professional Services						
1012046	560000	Professional Services	\$ 136,228	\$ 151,081	\$ 166,000	\$ 251,500
Professional Services Total			\$ 136,228	\$ 151,081	\$ 166,000	\$ 251,500
Operating Capital						
1012047	580001	Computers/Laptops/Tablets	\$ 1,980	\$ 2,524	\$ -	\$ -
1012047	580003	Software	\$ -	\$ -	\$ 1,500	\$ -
Operating Capital Total			\$ 1,980	\$ 2,524	\$ 1,500	\$ -
Other NonOperating						
1012049	600150	Capital Replacement Payments	\$ -	\$ -	\$ -	\$ 11,000
Other NonOperating Total			\$ -	\$ -	\$ -	\$ 11,000
TOTAL			\$ 359,772	\$ 424,269	\$ 567,311	\$ 803,418

ELK GROVE VILLAGE
ADOPTED BUDGET FY 2022-2023
EXPENDITURES

			FY2020 Actual	FY2021 Actual	FY22 Adjusted Budget	FY23 Adopted Budget
205 Public Education						
Personnel						
1012051	500100	Overtime	\$ 48,502	\$ 12,516	\$ 47,430	\$ 51,660
1012051	510104	Medicare	\$ 698	\$ 180	\$ -	\$ -
Personnel Total			\$ 49,200	\$ 12,696	\$ 47,430	\$ 51,660
Supplies						
1012052	520300	Operating Supplies	\$ 11,601	\$ 10,920	\$ 13,550	\$ 15,550
1012052	520600	Fuel	\$ 349	\$ 248	\$ -	\$ -
1012052	520701	Maint Supplies Equipment	\$ 14	\$ -	\$ -	\$ -
1012052	520702	Maint Supplies Vehicles	\$ 371	\$ 8	\$ -	\$ -
Supplies Total			\$ 12,335	\$ 11,177	\$ 13,550	\$ 15,550
Training and Professional Dev						
1012054	541000	Professional Development	\$ 350	\$ (200)	\$ 3,660	\$ 3,660
Training and Professional Dev Total			\$ 350	\$ (200)	\$ 3,660	\$ 3,660
Maintenance Services						
1012055	550502	Contract Maint - Equipment	\$ -	\$ -	\$ 250	\$ 500
Maintenance Services Total			\$ -	\$ -	\$ 250	\$ 500
Professional Services						
1012056	570001	Rentals	\$ 1,002	\$ -	\$ 750	\$ 1,000
1012056	571000	Other Services and Charges	\$ 936	\$ 549	\$ 500	\$ 2,000
Professional Services Total			\$ 1,938	\$ 549	\$ 1,250	\$ 3,000
TOTAL			\$ 63,823	\$ 24,222	\$ 66,140	\$ 74,370
206 Fire Building Maintenance						
Supplies						
1012062	520300	Operating Supplies	\$ 1,135	\$ 1,021	\$ 1,700	\$ 2,000
1012062	520400	Small Tools / Minor Equipment	\$ 965	\$ 3,077	\$ 1,500	\$ 2,000
1012062	520500	Household Supplies	\$ 19,008	\$ 21,293	\$ 20,000	\$ 20,000
1012062	520700	Maint Supplies Buildings	\$ 8,418	\$ 9,243	\$ 7,000	\$ 8,500
1012062	520701	Maint Supplies Equipment	\$ 563	\$ 2,508	\$ 1,300	\$ 1,500
1012062	520704	Miscellaneous Supplies	\$ 123	\$ 574	\$ -	\$ -
Supplies Total			\$ 30,212	\$ 37,716	\$ 31,500	\$ 34,000
Maintenance Services						
1012065	550000	Service Agreements	\$ 19,751	\$ 18,016	\$ 23,000	\$ 25,200
1012065	550501	Contract Maint - Buildings	\$ 16,228	\$ 10,831	\$ 28,800	\$ 29,400
1012065	550502	Contract Maint - Equipment	\$ 2,937	\$ 2,866	\$ 7,050	\$ 7,500
Maintenance Services Total			\$ 38,915	\$ 31,713	\$ 58,850	\$ 62,100
Professional Services						
1012066	560000	Professional Services	\$ -	\$ 21,690	\$ 5,000	\$ -
1012066	570001	Rentals	\$ 16,513	\$ 16,655	\$ 20,000	\$ 20,000
1012066	570050	Utilities - Natural Gas	\$ 17,505	\$ 16,516	\$ 18,000	\$ 18,000
Professional Services Total			\$ 34,018	\$ 54,861	\$ 43,000	\$ 38,000
Operating Capital						
1012067	580160	Furniture and Appliances	\$ 3,418	\$ 318	\$ 3,000	\$ 3,000
Operating Capital Total			\$ 3,418	\$ 318	\$ 3,000	\$ 3,000
TOTAL			\$ 106,563	\$ 124,607	\$ 136,350	\$ 137,100
208 Emergency Management						
Personnel						
Supplies						
1012082	520200	Office Supplies	\$ 150	\$ -	\$ 300	\$ 300
1012082	520300	Operating Supplies	\$ -	\$ 158	\$ 29,000	\$ 11,300
1012082	520600	Fuel	\$ 237	\$ 79	\$ 450	\$ 400
1012082	520702	Maint Supplies Vehicles	\$ 1,330	\$ 5	\$ 750	\$ 750
Supplies Total			\$ 1,718	\$ 242	\$ 30,500	\$ 12,750
Communications						
1012083	530200	Telephone Regular	\$ 3,736	\$ 3,736	\$ 3,900	\$ 3,900
1012083	530201	Cellular Service and Accessories	\$ 2,333	\$ 1,145	\$ 1,700	\$ 1,700
Communications Total			\$ 6,069	\$ 4,881	\$ 5,600	\$ 5,600

ELK GROVE VILLAGE
ADOPTED BUDGET FY 2022-2023
EXPENDITURES

			FY2020 Actual	FY2021 Actual	FY22 Adjusted Budget	FY23 Adopted Budget
Training and Professional Dev						
1012084	541000	Professional Development	\$ 482	\$ 258	\$ 8,500	\$ 8,500
Training and Professional Dev Total			\$ 482	\$ 258	\$ 8,500	\$ 8,500
Maintenance Services						
1012085	550000	Service Agreements	\$ -	\$ 1,823	\$ 2,000	\$ 2,000
1012085	550501	Contract Maint - Buildings	\$ -	\$ 1,651	\$ -	\$ -
1012085	550502	Contract Maint - Equipment	\$ 4,345	\$ 8,993	\$ 17,650	\$ 11,000
1012085	550503	Contract Maint - Vehicles	\$ 59	\$ 80	\$ 1,000	\$ 1,000
Maintenance Services Total			\$ 4,403	\$ 12,546	\$ 20,650	\$ 14,000
Professional Services						
1012086	560000	Professional Services	\$ 21,831	\$ 22,223	\$ 23,000	\$ 29,000
1012086	571000	Other Services and Charges	\$ -	\$ -	\$ 500	\$ 500
Professional Services Total			\$ 21,831	\$ 22,223	\$ 23,500	\$ 29,500
Operating Capital						
1012087	580001	Computers/Laptops/Tablets	\$ -	\$ -	\$ -	\$ 11,000
1012087	580150	Operating Equipment	\$ -	\$ -	\$ -	\$ 4,000
Operating Capital Total			\$ -	\$ -	\$ -	\$ 15,000
TOTAL			\$ 34,504	\$ 40,149	\$ 88,750	\$ 85,350
250 Police Administration						
Personnel						
1012501	500001	Salaries - Full Time	\$ 786,519	\$ 749,989	\$ 933,360	\$ 892,175
1012501	500003	Salaries - Special Rate of Pay	\$ 628	\$ 6,951	\$ -	\$ -
1012501	500004	Vacations	\$ 72,577	\$ 105,387	\$ -	\$ -
1012501	500005	Holidays	\$ 40,977	\$ 35,557	\$ 122,777	\$ 125,833
1012501	500006	Sick Leave	\$ 8,272	\$ 10,662	\$ -	\$ -
1012501	500007	Other Approved Absenses	\$ 3,458	\$ 2,043	\$ -	\$ -
1012501	500100	Overtime	\$ 72	\$ 168	\$ 250	\$ 250
1012501	510000	Health Insurance PPO	\$ 121,889	\$ 117,859	\$ 134,985	\$ 141,651
1012501	510010	Health Insurance HMO	\$ 22,756	\$ 27,292	\$ 24,821	\$ 29,524
1012501	510020	Dental Insurance PPO	\$ 10,769	\$ 10,013	\$ 11,248	\$ 8,781
1012501	510030	Dental Insurance HMO	\$ -	\$ 157	\$ -	\$ 174
1012501	510050	Life Insurance	\$ 557	\$ 525	\$ 1,202	\$ 977
1012501	510100	Social Security	\$ 17,578	\$ 15,600	\$ 18,113	\$ 22,865
1012501	510104	Medicare	\$ 12,643	\$ 12,780	\$ 14,966	\$ 14,455
1012501	510201	Pension - IMRF	\$ 26,405	\$ 25,085	\$ 28,105	\$ 26,996
1012501	510202	Pension - Property Tax Expense	\$ 2,995,759	\$ 2,937,430	\$ 3,511,983	\$ 3,658,813
1012501	510203	Pension - PPRT Expense	\$ 471,819	\$ 450,448	\$ 352,789	\$ 762,412
1012501	510204	Pension - Interest Expense	\$ 511	\$ 49	\$ 200	\$ 200
1012501	510207	Pension - Police Supplemental	\$ 619,836	\$ 824,218	\$ 800,000	\$ 800,000
1012501	510210	RHS	\$ -	\$ 6,485	\$ -	\$ -
1012501	510301	Employee Assistance Program	\$ 2,678	\$ 2,678	\$ 2,678	\$ -
Personnel Total			\$ 5,215,704	\$ 5,341,376	\$ 5,957,477	\$ 6,485,106
Supplies						
1012502	520100	Uniforms	\$ 47,052	\$ 61,746	\$ 70,000	\$ 75,000
1012502	520200	Office Supplies	\$ 1,313	\$ 1,121	\$ 1,800	\$ 1,800
1012502	520300	Operating Supplies	\$ 3,878	\$ 3,837	\$ 5,150	\$ 5,150
1012502	520600	Fuel	\$ 3,243	\$ 2,177	\$ 2,700	\$ 2,800
1012502	520702	Maint Supplies Vehicles	\$ 110	\$ 439	\$ 3,310	\$ 3,310
Supplies Total			\$ 55,596	\$ 69,320	\$ 82,960	\$ 88,060
Communications						
1012503	530100	Postage	\$ 9,098	\$ 6,539	\$ 12,000	\$ 12,000
1012503	530200	Telephone Regular	\$ 3,463	\$ 4,851	\$ 8,000	\$ 8,000
1012503	530201	Cellular Service and Accessories	\$ 57,435	\$ 52,982	\$ 45,000	\$ 50,000
1012503	530400	Printing and Copying	\$ 5,130	\$ 3,951	\$ 24,500	\$ 20,000
Communications Total			\$ 75,126	\$ 68,322	\$ 89,500	\$ 90,000
Training and Professional Dev						
1012504	540100	Dues and Memberships	\$ 16,680	\$ 14,880	\$ 20,195	\$ 20,195
1012504	540300	Professional Publications	\$ 4,495	\$ 253	\$ 3,905	\$ 4,505
1012504	541000	Professional Development	\$ 19,148	\$ 10,598	\$ 59,720	\$ 59,720
Training and Professional Dev Total			\$ 40,322	\$ 25,731	\$ 83,820	\$ 84,420

ELK GROVE VILLAGE
ADOPTED BUDGET FY 2022-2023
EXPENDITURES

			FY2020	FY2021	FY22	FY23
			Actual	Actual	Adjusted	Adopted
					Budget	Budget
Maintenance Services						
1012505	550000	Service Agreements	\$ 53,406	\$ 69,229	\$ 94,980	\$ 88,860
1012505	550502	Contract Maint - Equipment	\$ 2,943	\$ 353	\$ 12,900	\$ 12,900
1012505	550503	Contract Maint - Vehicles	\$ 57	\$ 119	\$ 500	\$ 500
Maintenance Services Total			\$ 56,406	\$ 69,702	\$ 108,380	\$ 102,260
Professional Services						
1012506	560000	Professional Services	\$ 178,414	\$ 94,971	\$ 96,990	\$ 111,990
1012506	560101	NWCD Dispatch	\$ 535,973	\$ 392,842	\$ 456,000	\$ 403,320
1012506	560200	Purchased Insurance	\$ 172,204	\$ 210,466	\$ 265,000	\$ 291,500
1012506	560300	Employee Related Accident	\$ 98,961	\$ 21,691	\$ 50,000	\$ 50,000
1012506	560320	Non Empl Identifiable	\$ (353,708)	\$ 89,905	\$ -	\$ -
1012506	560400	Workers Compensation Claims	\$ 159,322	\$ (82,608)	\$ 100,000	\$ 100,000
1012506	570020	Auto Mileage/Tolls/Parking	\$ 3,659	\$ 803	\$ 4,400	\$ 4,400
1012506	571000	Other Services and Charges	\$ 14,978	\$ 9,811	\$ 25,590	\$ 25,590
1012506	572000	Elk Grove CARA Grant	\$ 6,000	\$ 9,750	\$ 110,250	\$ 60,000
1012506	572001	Kenneth Young Cntr CARA Grant	\$ 66,908	\$ 156,031	\$ 377,061	\$ 200,000
1012506	572002	Live4Lali CARA Grant	\$ 42,416	\$ 126,534	\$ 206,050	\$ 125,000
Professional Services Total			\$ 925,128	\$ 1,030,194	\$ 1,691,341	\$ 1,371,800
Operating Capital						
1012507	580001	Computers/Laptops/Tablets	\$ -	\$ 9,763	\$ 2,563	\$ -
1012507	580100	Vehicles - Licensed	\$ -	\$ -	\$ -	\$ 45,000
1012507	580150	Operating Equipment	\$ -	\$ -	\$ -	\$ 75,000
Operating Capital Total			\$ -	\$ 9,763	\$ 2,563	\$ 120,000
Other NonOperating						
1012509	600055	Contingency Allocation	\$ -	\$ -	\$ -	\$ -
1012509	600150	Capital Replacement Payments	\$ 137,988	\$ -	\$ 137,992	\$ 104,656
Other NonOperating Total			\$ 137,988	\$ -	\$ 137,992	\$ 104,656
TOTAL			\$ 6,506,271	\$ 6,614,408	\$ 8,154,033	\$ 8,446,302
251 Patrol						
Personnel						
1012511	500001	Salaries - Full Time	\$ 5,365,292	\$ 5,365,806	\$ 6,669,418	\$ 6,661,843
1012511	500003	Salaries - Special Rate of Pay	\$ 4,596	\$ 6,373	\$ -	\$ -
1012511	500004	Vacations	\$ 370,249	\$ 371,977	\$ -	\$ -
1012511	500005	Holidays	\$ 246,457	\$ 237,851	\$ -	\$ -
1012511	500006	Sick Leave	\$ 142,659	\$ 154,275	\$ -	\$ -
1012511	500007	Other Approved Absenses	\$ 5,841	\$ 25,980	\$ -	\$ -
1012511	500008	On-The-Job Disability	\$ 8,992	\$ 3,978	\$ -	\$ -
1012511	500009	Light Duty	\$ 133,118	\$ 23,066	\$ -	\$ -
1012511	500010	Unemployment Wages	\$ 6,123	\$ 5,115	\$ -	\$ -
1012511	500011	Retroactive Payroll	\$ 433	\$ 2,712	\$ -	\$ -
1012511	500012	Guaranteed Minimum Hours	\$ 41,004	\$ 34,048	\$ -	\$ -
1012511	500013	Compensatory Time	\$ 77,028	\$ 62,306	\$ -	\$ -
1012511	500100	Overtime	\$ 484,392	\$ 517,029	\$ 410,000	\$ 475,000
1012511	510000	Health Insurance PPO	\$ 794,055	\$ 884,769	\$ 1,108,123	\$ 1,095,614
1012511	510010	Health Insurance HMO	\$ 244,966	\$ 167,555	\$ 171,613	\$ 124,826
1012511	510020	Dental Insurance PPO	\$ 82,179	\$ 78,927	\$ 96,632	\$ 67,356
1012511	510030	Dental Insurance HMO	\$ 2,422	\$ 940	\$ 357	\$ 463
1012511	510050	Life Insurance	\$ 4,380	\$ 4,200	\$ 8,738	\$ 7,416
1012511	510104	Medicare	\$ 94,537	\$ 93,619	\$ 101,842	\$ 101,800
1012511	510210	RHS	\$ 59,231	\$ 189,298	\$ -	\$ -
Personnel Total			\$ 8,167,954	\$ 8,229,826	\$ 8,566,723	\$ 8,534,318
Supplies						
1012512	520200	Office Supplies	\$ 1,383	\$ 2,331	\$ 2,600	\$ 3,100
1012512	520300	Operating Supplies	\$ 25,053	\$ 33,618	\$ 28,000	\$ 31,000
1012512	520600	Fuel	\$ 79,525	\$ 64,751	\$ 70,800	\$ 82,400
1012512	520701	Maint Supplies Equipment	\$ 1,487	\$ 1,135	\$ 1,500	\$ 1,500
1012512	520702	Maint Supplies Vehicles	\$ 20,432	\$ 24,475	\$ 29,000	\$ 29,000
Supplies Total			\$ 127,879	\$ 126,310	\$ 131,900	\$ 147,000
Training and Professional Dev						
1012514	540100	Dues and Memberships	\$ -	\$ 54	\$ -	\$ -
1012514	541000	Professional Development	\$ 83,337	\$ 89,627	\$ 130,078	\$ 120,200
Training and Professional Dev Total			\$ 83,337	\$ 89,681	\$ 130,078	\$ 120,200

ELK GROVE VILLAGE
ADOPTED BUDGET FY 2022-2023
EXPENDITURES

			FY2020 Actual	FY2021 Actual	FY22 Adjusted Budget	FY23 Adopted Budget
Maintenance Services						
1012515	550502	Contract Maint - Equipment	\$ 936	\$ 2,162	\$ 1,500	\$ 1,500
1012515	550503	Contract Maint - Vehicles	\$ 9,760	\$ 9,873	\$ 6,000	\$ 9,500
Maintenance Services Total			\$ 10,696	\$ 12,035	\$ 7,500	\$ 11,000
Professional Services						
1012516	560000	Professional Services	\$ 10,618	\$ 8,431	\$ 13,000	\$ 13,000
1012516	571000	Other Services and Charges	\$ -	\$ -	\$ 1,000	\$ 1,000
Professional Services Total			\$ 10,618	\$ 8,431	\$ 14,000	\$ 14,000
Operating Capital						
1012517	580001	Computers/Laptops/Tablets	\$ 156,088	\$ 1,266	\$ 68,000	\$ -
1012517	580002	Copiers/Printers/Scanners	\$ 21,838	\$ 1,587	\$ 500	\$ -
1012517	580003	Software	\$ 7,235	\$ -	\$ -	\$ -
1012517	580100	Vehicles - Licensed	\$ 87,391	\$ 227,715	\$ 77,079	\$ -
1012517	580150	Operating Equipment	\$ 41,868	\$ 15,813	\$ 26,250	\$ 18,400
Operating Capital Total			\$ 314,420	\$ 246,380	\$ 171,829	\$ 18,400
Other NonOperating						
1012519	600150	Capital Replacement Payments	\$ -	\$ -	\$ 65,000	\$ 441,000
Other NonOperating Total			\$ -	\$ -	\$ 65,000	\$ 441,000
TOTAL			\$ 8,714,905	\$ 8,712,664	\$ 9,087,030	\$ 9,285,918
252 Criminal Investigations						
Personnel						
1012521	500001	Salaries - Full Time	\$ 728,539	\$ 719,043	\$ 838,723	\$ 833,585
1012521	500004	Vacations	\$ 41,735	\$ 41,763	\$ -	\$ -
1012521	500005	Holidays	\$ 31,415	\$ 30,148	\$ -	\$ -
1012521	500006	Sick Leave	\$ 16,984	\$ 20,669	\$ -	\$ -
1012521	500007	Other Approved Absenses	\$ 363	\$ -	\$ -	\$ -
1012521	500012	Guaranteed Minimum Hours	\$ 1,140	\$ 599	\$ -	\$ -
1012521	500013	Compensatory Time	\$ 7,203	\$ 8,350	\$ -	\$ -
1012521	500100	Overtime	\$ 50,927	\$ 55,552	\$ 46,125	\$ 50,000
1012521	510000	Health Insurance PPO	\$ 172,427	\$ 173,741	\$ 195,639	\$ 189,140
1012521	510020	Dental Insurance PPO	\$ 14,075	\$ 13,668	\$ 15,066	\$ 10,943
1012521	510050	Life Insurance	\$ 560	\$ 536	\$ 1,105	\$ 928
1012521	510104	Medicare	\$ 12,319	\$ 12,283	\$ 12,786	\$ 12,676
1012521	510302	Clothing Allowance	\$ 6,160	\$ 5,880	\$ 4,200	\$ 4,200
Personnel Total			\$ 1,083,846	\$ 1,082,233	\$ 1,113,644	\$ 1,101,472
Supplies						
1012522	520100	Uniforms	\$ -	\$ -	\$ -	\$ -
1012522	520200	Office Supplies	\$ 153	\$ 716	\$ 800	\$ 800
1012522	520300	Operating Supplies	\$ -	\$ 123	\$ 150	\$ 150
1012522	520600	Fuel	\$ 6,826	\$ 5,707	\$ 6,800	\$ 6,400
1012522	520702	Maint Supplies Vehicles	\$ 1,753	\$ 549	\$ 2,000	\$ 2,000
Supplies Total			\$ 8,733	\$ 7,095	\$ 9,750	\$ 9,350
Training and Professional Dev						
1012524	541000	Professional Development	\$ 9,603	\$ 974	\$ 15,625	\$ 15,625
Training and Professional Dev Total			\$ 9,603	\$ 974	\$ 15,625	\$ 15,625
Maintenance Services						
1012525	550503	Contract Maint - Vehicles	\$ 628	\$ 311	\$ 2,000	\$ 2,000
Maintenance Services Total			\$ 628	\$ 311	\$ 2,000	\$ 2,000
Professional Services						
1012526	571000	Other Services and Charges	\$ 18,449	\$ 18,438	\$ 28,395	\$ 28,395
Professional Services Total			\$ 18,449	\$ 18,438	\$ 28,395	\$ 28,395
Operating Capital						
1012527	580150	Operating Equipment	\$ -	\$ 2,977	\$ -	\$ -
Operating Capital Total			\$ -	\$ 2,977	\$ -	\$ -
TOTAL			\$ 1,121,259	\$ 1,112,029	\$ 1,169,414	\$ 1,156,842


ELK GROVE VILLAGE
ADOPTED BUDGET FY 2022-2023
EXPENDITURES

			FY2020 Actual	FY2021 Actual	FY22 Adjusted Budget	FY23 Adopted Budget
253 Youth Investigations						
Personnel						
1012531	500001	Salaries - Full Time	\$ 563,075	\$ 513,153	\$ 708,595	\$ 703,244
1012531	500004	Vacations	\$ 31,343	\$ 29,120	\$ -	\$ -
1012531	500005	Holidays	\$ 22,596	\$ 20,394	\$ -	\$ -
1012531	500006	Sick Leave	\$ 11,218	\$ 17,011	\$ -	\$ -
1012531	500012	Guaranteed Minimum Hours	\$ 267	\$ 100	\$ -	\$ -
1012531	500013	Compensatory Time	\$ 9,380	\$ 6,021	\$ -	\$ -
1012531	500100	Overtime	\$ 27,007	\$ 28,859	\$ 25,000	\$ 28,000
1012531	510000	Health Insurance PPO	\$ 125,757	\$ 118,791	\$ 164,554	\$ 182,845
1012531	510020	Dental Insurance PPO	\$ 10,521	\$ 9,461	\$ 13,001	\$ 10,672
1012531	510050	Life Insurance	\$ 420	\$ 373	\$ 933	\$ 781
1012531	510104	Medicare	\$ 9,260	\$ 8,577	\$ 10,593	\$ 10,481
1012531	510302	Clothing Allowance	\$ 4,620	\$ 4,177	\$ 4,200	\$ 4,200
Personnel Total			\$ 815,465	\$ 756,036	\$ 926,876	\$ 940,223
Supplies						
1012532	520100	Uniforms				
1012532	520200	Office Supplies	\$ 107	\$ 165	\$ 175	\$ 175
1012532	520300	Operating Supplies	\$ 108	\$ 300	\$ 350	\$ 350
1012532	520600	Fuel	\$ 1,659	\$ 864	\$ 1,000	\$ 1,500
1012532	520702	Maint Supplies Vehicles	\$ 817	\$ 781	\$ 2,000	\$ 2,000
Supplies Total			\$ 2,691	\$ 2,111	\$ 3,525	\$ 4,025
Training and Professional Dev						
1012534	540100	Dues and Memberships	\$ -	\$ 150	\$ 430	\$ 430
1012534	541000	Professional Development	\$ 9,260	\$ 5,082	\$ 24,850	\$ 24,850
Training and Professional Dev Total			\$ 9,260	\$ 5,232	\$ 25,280	\$ 25,280
Maintenance Services						
1012535	550503	Contract Maint - Vehicles	\$ 35	\$ 133	\$ 250	\$ 250
Maintenance Services Total			\$ 35	\$ 133	\$ 250	\$ 250
Professional Services						
1012536	571000	Other Services and Charges	\$ 4,950	\$ 4,950	\$ 6,100	\$ 7,100
Professional Services Total			\$ 4,950	\$ 4,950	\$ 6,100	\$ 7,100
TOTAL			\$ 832,400	\$ 768,461	\$ 962,031	\$ 976,878
254 Social Services						
Personnel						
1012541	500001	Salaries - Full Time	\$ 126,126	\$ 133,340	\$ 162,821	\$ 167,084
1012541	500004	Vacations	\$ 13,769	\$ 13,378	\$ -	\$ -
1012541	500005	Holidays	\$ 5,335	\$ 8,030	\$ -	\$ -
1012541	500006	Sick Leave	\$ 9,990	\$ 4,890	\$ -	\$ -
1012541	500007	Other Approved Absenses	\$ 1,105	\$ -	\$ -	\$ -
1012541	500100	Overtime	\$ -	\$ 61	\$ -	\$ -
1012541	510000	Health Insurance PPO	\$ 18,964	\$ 19,897	\$ 20,961	\$ 21,368
1012541	510010	Health Insurance HMO	\$ 14,839	\$ 15,409	\$ 16,197	\$ 14,417
1012541	510020	Dental Insurance PPO	\$ 3,120	\$ 3,108	\$ 3,252	\$ 2,433
1012541	510050	Life Insurance	\$ 140	\$ 139	\$ 211	\$ 183
1012541	510100	Social Security	\$ 9,290	\$ 9,479	\$ 9,850	\$ 10,104
1012541	510104	Medicare	\$ 2,173	\$ 2,217	\$ 2,304	\$ 2,363
1012541	510201	Pension - IMRF	\$ 14,113	\$ 15,837	\$ 15,283	\$ 11,929
Personnel Total			\$ 218,963	\$ 225,785	\$ 230,879	\$ 229,881
Supplies						
1012542	520200	Office Supplies	\$ 118	\$ 421	\$ 425	\$ 425
1012542	520300	Operating Supplies	\$ -	\$ 145	\$ 200	\$ 200
1012542	520600	Fuel	\$ -	\$ 30	\$ -	\$ -
Supplies Total			\$ 118	\$ 595	\$ 625	\$ 625
Communications						
1012543	530100	Postage	\$ 51	\$ 105	\$ 200	\$ 200
1012543	530400	Printing and Copying	\$ -	\$ 105	\$ 500	\$ 500
Communications Total			\$ 51	\$ 210	\$ 700	\$ 700
Training and Professional Dev						
1012544	540100	Dues and Memberships	\$ 357	\$ 296	\$ 320	\$ 320
1012544	540300	Professional Publications	\$ 28	\$ 105	\$ 240	\$ 240
1012544	541000	Professional Development	\$ 819	\$ 1,340	\$ 2,200	\$ 2,200

ELK GROVE VILLAGE
ADOPTED BUDGET FY 2022-2023
EXPENDITURES

			FY2020 Actual	FY2021 Actual	FY22 Adjusted Budget	FY23 Adopted Budget
Training and Professional Dev Total			\$ 1,205	\$ 1,741	\$ 2,760	\$ 2,760
Maintenance Services						
1012545	550000	Service Agreements	\$ 54	\$ 138	\$ 275	\$ 275
Maintenance Services Total			\$ 54	\$ 138	\$ 275	\$ 275
Professional Services						
1012546	560000	Professional Services	\$ 562	\$ 25	\$ 1,500	\$ 1,500
1012546	560200	Purchased Insurance	\$ 325	\$ 236	\$ 325	\$ 358
1012546	571000	Other Services and Charges	\$ -	\$ -	\$ -	\$ 5,000
Professional Services Total			\$ 887	\$ 261	\$ 1,825	\$ 6,858
TOTAL			\$ 221,279	\$ 228,730	\$ 237,064	\$ 241,099
255 Records Management						
Personnel						
1012551	500001	Salaries - Full Time	\$ 333,046	\$ 331,875	\$ 404,329	\$ 483,514
1012551	500002	Salaries - Part Time	\$ 131,637	\$ 126,948	\$ 162,230	\$ 165,572
1012551	500003	Salaries - Special Rate of Pay	\$ 3,064	\$ 3,187	\$ -	\$ -
1012551	500004	Vacations	\$ 21,604	\$ 29,671	\$ -	\$ -
1012551	500005	Holidays	\$ 18,512	\$ 18,947	\$ -	\$ -
1012551	500006	Sick Leave	\$ 8,197	\$ 19,350	\$ -	\$ -
1012551	500007	Other Approved Absenses	\$ 711	\$ -	\$ -	\$ -
1012551	500100	Overtime	\$ 7,677	\$ 17,631	\$ 15,000	\$ 15,000
1012551	510000	Health Insurance PPO	\$ 47,131	\$ 64,115	\$ 67,541	\$ 90,587
1012551	510010	Health Insurance HMO	\$ 7,688	\$ 7,961	\$ 8,365	\$ 7,443
1012551	510020	Dental Insurance PPO	\$ 5,486	\$ 6,610	\$ 6,915	\$ 8,223
1012551	510030	Dental Insurance HMO	\$ 359	\$ 341	\$ 357	\$ 174
1012551	510050	Life Insurance	\$ 420	\$ 418	\$ 736	\$ 717
1012551	510100	Social Security	\$ 31,883	\$ 33,167	\$ 35,201	\$ 40,246
1012551	510104	Medicare	\$ 7,456	\$ 7,757	\$ 8,233	\$ 9,413
1012551	510201	Pension - IMRF	\$ 38,376	\$ 43,653	\$ 42,264	\$ 37,452
Personnel Total			\$ 663,246	\$ 711,629	\$ 751,171	\$ 858,341
Supplies						
1012552	520200	Office Supplies	\$ 2,439	\$ 2,328	\$ 2,500	\$ 2,500
1012552	520701	Maint Supplies Equipment	\$ 310	\$ -	\$ 450	\$ 600
Supplies Total			\$ 2,749	\$ 2,328	\$ 2,950	\$ 3,100
Communications						
1012553	530400	Printing and Copying	\$ 1,050	\$ 1,455	\$ -	\$ -
Communications Total			\$ 1,050	\$ 1,455	\$ -	\$ -
Training and Professional Dev						
1012554	540100	Dues and Memberships	\$ 15	\$ 25	\$ 25	\$ 25
1012554	541000	Professional Development	\$ 366	\$ 499	\$ 3,350	\$ 3,350
Training and Professional Dev Total			\$ 381	\$ 524	\$ 3,375	\$ 3,375
Maintenance Services						
1012555	550000	Service Agreements	\$ 10,880	\$ 11,397	\$ 11,500	\$ 11,500
Maintenance Services Total			\$ 10,880	\$ 11,397	\$ 11,500	\$ 11,500
Professional Services						
1012556	560003	Archiving Services	\$ -	\$ 9,214	\$ 5,100	\$ 15,600
1012556	571000	Other Services and Charges	\$ 264	\$ 47	\$ 850	\$ 700
Professional Services Total			\$ 264	\$ 9,261	\$ 5,950	\$ 16,300
Operating Capital						
1012557	580002	Copiers/Printers/Scanners	\$ -	\$ -	\$ 5,000	\$ -
Operating Capital Total			\$ -	\$ -	\$ 5,000	\$ -
TOTAL			\$ 678,571	\$ 736,594	\$ 779,946	\$ 892,616
256 Photo Identification						
Personnel						
1012561	500001	Salaries - Full Time	\$ 82,363	\$ 62,214	\$ 86,501	\$ 94,397
1012561	500002	Salaries - Part Time	\$ 57,954	\$ 63,216	\$ 76,133	\$ 83,084
1012561	500004	Vacations	\$ 10,641	\$ 9,185	\$ -	\$ -
1012561	500005	Holidays	\$ 6,779	\$ 5,200	\$ -	\$ -
1012561	500006	Sick Leave	\$ 9,361	\$ 5,350	\$ -	\$ -
1012561	500012	Guaranteed Minimum Hours	\$ 48	\$ -	\$ -	\$ -


ELK GROVE VILLAGE
ADOPTED BUDGET FY 2022-2023
EXPENDITURES

			FY2020 Actual	FY2021 Actual	FY22 Adjusted Budget	FY23 Adopted Budget
						
1012561 500013	Compensatory Time	\$ 1,557	\$ 1,596	\$ -	\$ -	
1012561 500100	Overtime	\$ 8,710	\$ 2,451	\$ 11,600	\$ 11,600	
1012561 510000	Health Insurance PPO	\$ 9,827	\$ 7,153	\$ 25,620	\$ -	
1012561 510020	Dental Insurance PPO	\$ 743	\$ 516	\$ 2,038	\$ -	
1012561 510050	Life Insurance	\$ 70	\$ 49	\$ 215	\$ 199	
1012561 510100	Social Security	\$ 3,939	\$ 4,350	\$ 5,325	\$ 5,745	
1012561 510104	Medicare	\$ 2,539	\$ 2,138	\$ 2,500	\$ 2,713	
1012561 510201	Pension - IMRF	\$ 5,735	\$ 6,957	\$ 8,262	\$ 6,783	
Personnel Total		\$ 200,267	\$ 170,373	\$ 218,194	\$ 204,521	
Supplies						
1012562 520200	Office Supplies	\$ 84	\$ 330	\$ 330	\$ 330	
1012562 520300	Operating Supplies	\$ 5,730	\$ 6,467	\$ 6,500	\$ 8,000	
1012562 520600	Fuel	\$ 38	\$ 165	\$ 200	\$ 300	
1012562 520702	Maint Supplies Vehicles	\$ 19	\$ 110	\$ 200	\$ 200	
Supplies Total		\$ 5,871	\$ 7,072	\$ 7,230	\$ 8,830	
Training and Professional Dev						
1012564 540100	Dues and Memberships	\$ 150	\$ 205	\$ 600	\$ 600	
1012564 541000	Professional Development	\$ 2,165	\$ 395	\$ 6,585	\$ 6,585	
Training and Professional Dev Total		\$ 2,315	\$ 600	\$ 7,185	\$ 7,185	
Maintenance Services						
1012565 550502	Contract Maint - Equipment	\$ -	\$ -	\$ 3,800	\$ 4,200	
1012565 550503	Contract Maint - Vehicles	\$ -	\$ -	\$ 75	\$ 75	
Maintenance Services Total		\$ -	\$ -	\$ 3,875	\$ 4,275	
Professional Services						
1012566 571000	Other Services and Charges	\$ 3,914	\$ 3,707	\$ 11,700	\$ 11,700	
Professional Services Total		\$ 3,914	\$ 3,707	\$ 11,700	\$ 11,700	
TOTAL		\$ 212,368	\$ 181,752	\$ 248,184	\$ 236,511	
257 Crime Prevention						
Personnel						
1012571 500001	Salaries - Full Time	\$ 182,656	\$ 127,428	\$ 183,709	\$ 189,998	
1012571 500004	Vacations	\$ 11,702	\$ 15,951	\$ -	\$ -	
1012571 500005	Holidays	\$ 10,041	\$ 6,083	\$ -	\$ -	
1012571 500006	Sick Leave	\$ 2,390	\$ 1,645	\$ -	\$ -	
1012571 500013	Compensatory Time	\$ -	\$ 424	\$ -	\$ -	
1012571 500100	Overtime	\$ 2,879	\$ 4,057	\$ 7,600	\$ 7,600	
1012571 510000	Health Insurance PPO	\$ 23,186	\$ 24,321	\$ 51,240	\$ 52,242	
1012571 510010	Health Insurance HMO	\$ 22,756	\$ 9,977	\$ -	\$ -	
1012571 510020	Dental Insurance PPO	\$ 3,911	\$ 2,777	\$ 4,076	\$ 3,049	
1012571 510050	Life Insurance	\$ 140	\$ 99	\$ 243	\$ 213	
1012571 510104	Medicare	\$ 2,913	\$ 2,152	\$ 2,774	\$ 2,866	
1012571 510302	Clothing Allowance	\$ 788	\$ 473	\$ 450	\$ 450	
Personnel Total		\$ 263,362	\$ 195,387	\$ 250,092	\$ 256,418	
Supplies						
1012572 520200	Office Supplies	\$ 27	\$ 141	\$ 200	\$ 200	
1012572 520300	Operating Supplies	\$ -	\$ -	\$ 50	\$ 50	
1012572 520600	Fuel	\$ 492	\$ 223	\$ 400	\$ 300	
1012572 520702	Maint Supplies Vehicles	\$ 315	\$ 107	\$ 400	\$ 400	
Supplies Total		\$ 834	\$ 472	\$ 1,050	\$ 950	
Communications						
1012573 530400	Printing and Copying	\$ -	\$ -	\$ 100	\$ 100	
Communications Total		\$ -	\$ -	\$ 100	\$ 100	
Training and Professional Dev						
1012574 540100	Dues and Memberships	\$ -	\$ -	\$ 310	\$ 310	
1012574 541000	Professional Development	\$ 3,522	\$ 359	\$ 9,700	\$ 9,700	
Training and Professional Dev Total		\$ 3,522	\$ 359	\$ 10,010	\$ 10,010	
Maintenance Services						
1012575 550503	Contract Maint - Vehicles	\$ 138	\$ 7	\$ 200	\$ 200	
Maintenance Services Total		\$ 138	\$ 7	\$ 200	\$ 200	


ELK GROVE VILLAGE
ADOPTED BUDGET FY 2022-2023
EXPENDITURES

			FY2020 Actual	FY2021 Actual	FY22 Adjusted Budget	FY23 Adopted Budget
Professional Services						
1012576	571000	Other Services and Charges	\$ 3,750	\$ 672	\$ 6,590	\$ 6,590
Professional Services Total			\$ 3,750	\$ 672	\$ 6,590	\$ 6,590
TOTAL			\$ 271,605	\$ 196,897	\$ 268,042	\$ 274,268
258 Traffic Unit						
Personnel						
1012581	500001	Salaries - Full Time	\$ 462,565	\$ 467,588	\$ 693,580	\$ 707,917
1012581	500003	Salaries - Special Rate of Pay	\$ 83,703	\$ 75,592	\$ 82,947	\$ 85,022
1012581	500004	Vacations	\$ 21,226	\$ 37,452	\$ -	\$ -
1012581	500005	Holidays	\$ 18,609	\$ 18,728	\$ -	\$ -
1012581	500006	Sick Leave	\$ 18,337	\$ 16,260	\$ -	\$ -
1012581	500007	Other Approved Absenses	\$ 635	\$ -	\$ -	\$ -
1012581	500012	Guaranteed Minimum Hours	\$ 544	\$ 400	\$ -	\$ -
1012581	500013	Compensatory Time	\$ 3,929	\$ 5,248	\$ -	\$ -
1012581	500100	Overtime	\$ 52,251	\$ 46,684	\$ 55,000	\$ 55,000
1012581	510000	Health Insurance PPO	\$ 50,867	\$ 59,724	\$ 113,315	\$ 126,578
1012581	510010	Health Insurance HMO	\$ 45,283	\$ 36,305	\$ 49,383	\$ 30,390
1012581	510020	Dental Insurance PPO	\$ 6,523	\$ 5,916	\$ 11,325	\$ 9,360
1012581	510030	Dental Insurance HMO	\$ 1,003	\$ 953	\$ 997	\$ -
1012581	510040	Cobra	\$ -	\$ 32	\$ -	\$ -
1012581	510050	Life Insurance	\$ 395	\$ 381	\$ 1,017	\$ 869
1012581	510100	Social Security	\$ 13,219	\$ 10,844	\$ 19,829	\$ 19,521
1012581	510104	Medicare	\$ 9,277	\$ 9,326	\$ 11,897	\$ 11,710
1012581	510201	Pension - IMRF	\$ 12,058	\$ 10,069	\$ 22,982	\$ 16,976
Personnel Total			\$ 800,424	\$ 801,503	\$ 1,062,272	\$ 1,063,343
Supplies						
1012582	520200	Office Supplies	\$ 245	\$ 319	\$ 350	\$ 350
1012582	520300	Operating Supplies	\$ 3,925	\$ 3,623	\$ 4,400	\$ 4,400
1012582	520600	Fuel	\$ 9,785	\$ 8,359	\$ 8,700	\$ 12,800
1012582	520701	Maint Supplies Equipment	\$ 2	\$ 169	\$ 750	\$ 750
1012582	520702	Maint Supplies Vehicles	\$ 1,235	\$ 1,023	\$ 7,000	\$ 7,000
Supplies Total			\$ 15,192	\$ 13,493	\$ 21,200	\$ 25,300
Training and Professional Dev						
1012584	540100	Dues and Memberships	\$ 125	\$ 250	\$ 1,245	\$ 1,080
1012584	541000	Professional Development	\$ 17,262	\$ 4,574	\$ 14,125	\$ 15,925
Training and Professional Dev Total			\$ 17,387	\$ 4,824	\$ 15,370	\$ 17,005
Maintenance Services						
1012585	550000	Service Agreements	\$ 7,379	\$ 6,000	\$ 9,700	\$ 7,750
1012585	550502	Contract Maint - Equipment	\$ -	\$ 14	\$ 100	\$ -
1012585	550503	Contract Maint - Vehicles	\$ 1,915	\$ 98	\$ 1,500	\$ -
Maintenance Services Total			\$ 9,294	\$ 6,112	\$ 11,300	\$ 7,750
Operating Capital						
1012587	580003	Software	\$ -	\$ 15,366	\$ -	\$ -
1012587	580100	Vehicles - Licensed	\$ 50,451	\$ -	\$ -	\$ -
1012587	580150	Operating Equipment	\$ 422	\$ -	\$ -	\$ 30,480
Operating Capital Total			\$ 50,873	\$ 15,366	\$ -	\$ 30,480
TOTAL			\$ 893,170	\$ 841,298	\$ 1,110,142	\$ 1,143,878
300 Community Dev Administration						
Personnel						
1013001	500001	Salaries - Full Time	\$ 1,333,317	\$ 1,367,272	\$ 1,662,901	\$ 1,764,345
1013001	500002	Salaries - Part Time	\$ 99,913	\$ 97,967	\$ 120,670	\$ 123,691
1013001	500003	Salaries - Special Rate of Pay	\$ 36,300	\$ 28,670	\$ 56,247	\$ 24,480
1013001	500004	Vacations	\$ 98,706	\$ 103,165	\$ -	\$ -
1013001	500005	Holidays	\$ 75,991	\$ 75,041	\$ -	\$ -
1013001	500006	Sick Leave	\$ 50,216	\$ 45,558	\$ -	\$ -
1013001	500007	Other Approved Absenses	\$ 2,276	\$ 1,323	\$ -	\$ -
1013001	500009	Light Duty	\$ 9,110	\$ -	\$ -	\$ -
1013001	500100	Overtime	\$ 3,620	\$ 3,416	\$ 8,000	\$ 8,000
1013001	510000	Health Insurance PPO	\$ 233,915	\$ 255,919	\$ 253,765	\$ 294,350
1013001	510010	Health Insurance HMO	\$ 61,795	\$ 55,248	\$ 82,827	\$ 51,606
1013001	510020	Dental Insurance PPO	\$ 25,024	\$ 26,424	\$ 28,428	\$ 21,886
1013001	510050	Life Insurance	\$ 1,167	\$ 1,163	\$ 2,348	\$ 1,998
1013001	510100	Social Security	\$ 99,824	\$ 100,034	\$ 108,800	\$ 110,644
1013001	510104	Medicare	\$ 23,824	\$ 23,979	\$ 26,020	\$ 26,077


**ELK GROVE VILLAGE
ADOPTED BUDGET FY 2022-2023
EXPENDITURES**

			FY2020 Actual	FY2021 Actual	FY22 Adjusted Budget	FY23 Adopted Budget
						
1013001	510201	Pension - IMRF	\$ 152,483	\$ 169,704	\$ 170,387	\$ 129,894
1013001	510210	RHS	\$ 21,552	\$ 1,121	\$ -	\$ -
1013001	510301	Employee Assistance Program	\$ 417	\$ 417	\$ 418	\$ -
Personnel Total			\$ 2,329,451	\$ 2,356,420	\$ 2,520,811	\$ 2,556,971
Supplies						
1013002	520100	Uniforms	\$ 3,166	\$ 3,465	\$ 3,500	\$ 4,500
1013002	520200	Office Supplies	\$ 2,488	\$ 2,264	\$ 3,700	\$ 2,700
1013002	520300	Operating Supplies	\$ 1,306	\$ 1,412	\$ 1,500	\$ 1,500
1013002	520400	Small Tools / Minor Equipment	\$ 340	\$ 190	\$ 350	\$ 350
1013002	520600	Fuel	\$ 6,599	\$ 5,543	\$ 5,800	\$ 8,300
1013002	520701	Maint Supplies Equipment	\$ 117	\$ -	\$ -	\$ -
1013002	520702	Maint Supplies Vehicles	\$ 2,882	\$ 3,410	\$ 5,200	\$ 6,000
1013002	520704	Miscellaneous Supplies	\$ 24	\$ -	\$ -	\$ -
Supplies Total			\$ 16,921	\$ 16,284	\$ 20,050	\$ 23,350
Communications						
1013003	530100	Postage	\$ 2,259	\$ 1,186	\$ 2,800	\$ 2,500
1013003	530200	Telephone Regular	\$ 2,540	\$ 3,638	\$ 4,500	\$ 4,500
1013003	530201	Cellular Service and Accessories	\$ 24,146	\$ 13,782	\$ 14,000	\$ 17,150
1013003	530301	Bid Notices	\$ 258	\$ 123	\$ 300	\$ 300
1013003	530400	Printing and Copying	\$ 1,632	\$ 667	\$ 3,200	\$ 2,500
Communications Total			\$ 30,835	\$ 19,397	\$ 24,800	\$ 26,950
Training and Professional Dev						
1013004	540100	Dues and Memberships	\$ 956	\$ 2,209	\$ 1,900	\$ 2,015
1013004	540300	Professional Publications	\$ 1,138	\$ 694	\$ 1,500	\$ 1,000
1013004	541000	Professional Development	\$ 8,217	\$ 4,532	\$ 14,260	\$ 14,310
Training and Professional Dev Total			\$ 10,311	\$ 7,434	\$ 17,660	\$ 17,325
Maintenance Services						
1013005	550000	Service Agreements	\$ 25,103	\$ 25,963	\$ 35,580	\$ 43,640
1013005	550502	Contract Maint - Equipment	\$ 200	\$ -	\$ 1,500	\$ 1,500
1013005	550503	Contract Maint - Vehicles	\$ 375	\$ 353	\$ 3,100	\$ 1,000
Maintenance Services Total			\$ 25,678	\$ 26,316	\$ 40,180	\$ 46,140
Professional Services						
1013006	560000	Professional Services	\$ 44,630	\$ 60,108	\$ 118,345	\$ 121,500
1013006	560003	Archiving Services	\$ 6,375	\$ 8,000	\$ 8,000	\$ 8,000
1013006	560200	Purchased Insurance	\$ 25,093	\$ 31,118	\$ 40,000	\$ 44,000
1013006	560300	Employee Related Accident	\$ -	\$ 11,515	\$ -	\$ -
1013006	570020	Auto Mileage/Tolls/Parking	\$ 62	\$ -	\$ 100	\$ 100
1013006	571000	Other Services and Charges	\$ -	\$ 5,725	\$ 10,000	\$ 10,500
Professional Services Total			\$ 76,160	\$ 116,465	\$ 176,445	\$ 184,100
Operating Capital						
1013007	580001	Computers/Laptops/Tablets	\$ 25,022	\$ 1,858	\$ 6,000	\$ 4,800
1013007	580003	Software	\$ 2,123	\$ 38,600	\$ 15,685	\$ 1,000
1013007	580160	Furniture and Appliances	\$ -	\$ 2,439	\$ 12,500	\$ 5,000
Operating Capital Total			\$ 27,145	\$ 42,897	\$ 34,185	\$ 10,800
Other NonOperating						
1013009	600150	Capital Replacement Payments	\$ 1,164	\$ -	\$ 1,167	\$ 25,167
Other NonOperating Total			\$ 1,164	\$ -	\$ 1,167	\$ 25,167
TOTAL			\$ 2,517,665	\$ 2,585,214	\$ 2,835,298	\$ 2,890,803
350 Public Works Administration						
Personnel						
1013501	500001	Salaries - Full Time	\$ 411,676	\$ 504,023	\$ 599,470	\$ 630,205
1013501	500003	Salaries - Special Rate of Pay	\$ 8,686	\$ 10,025	\$ 26,254	\$ 39,353
1013501	500004	Vacations	\$ 24,127	\$ 37,443	\$ -	\$ -
1013501	500005	Holidays	\$ 20,018	\$ 24,926	\$ -	\$ -
1013501	500006	Sick Leave	\$ 22,404	\$ 6,282	\$ -	\$ -
1013501	500100	Overtime	\$ -	\$ 891	\$ 2,400	\$ 2,400
1013501	510000	Health Insurance PPO	\$ 91,692	\$ 106,922	\$ 112,626	\$ 128,000
1013501	510020	Dental Insurance PPO	\$ 6,874	\$ 7,557	\$ 7,904	\$ 7,315
1013501	510030	Dental Insurance HMO	\$ 327	\$ 341	\$ 357	\$ -
1013501	510050	Life Insurance	\$ 366	\$ 432	\$ 776	\$ 691
1013501	510100	Social Security	\$ 26,345	\$ 32,836	\$ 36,108	\$ 39,040
1013501	510104	Medicare	\$ 6,446	\$ 8,079	\$ 8,856	\$ 9,479


ELK GROVE VILLAGE
ADOPTED BUDGET FY 2022-2023
EXPENDITURES

			FY2020 Actual	FY2021 Actual	FY22 Adjusted Budget	FY23 Adopted Budget
						
1013501	510201	Pension - IMRF	\$ 41,615	\$ 56,868	\$ 57,648	\$ 46,119
1013501	510210	RHS	\$ -	\$ 1,339	\$ -	\$ -
1013501	510301	Employee Assistance Program	\$ 768	\$ 768	\$ 770	\$ -
Personnel Total			\$ 661,343	\$ 798,732	\$ 853,169	\$ 902,602
Supplies						
1013502	520100	Uniforms	\$ 15,874	\$ 18,176	\$ 20,500	\$ 18,500
1013502	520200	Office Supplies	\$ 4,080	\$ 2,909	\$ 3,000	\$ 3,000
1013502	520201	Small Office Equipment	\$ 427	\$ 507	\$ 500	\$ 500
1013502	520300	Operating Supplies	\$ 4,617	\$ 6,712	\$ 7,000	\$ 7,000
1013502	520600	Fuel	\$ 3,264	\$ 2,050	\$ 2,900	\$ 2,100
1013502	520702	Maint Supplies Vehicles	\$ 902	\$ 428	\$ 800	\$ 800
Supplies Total			\$ 29,163	\$ 30,781	\$ 34,700	\$ 31,900
Communications						
1013503	530100	Postage	\$ 233	\$ 531	\$ 400	\$ 1,000
1013503	530200	Telephone Regular	\$ 1,693	\$ 2,644	\$ 2,500	\$ 2,500
1013503	530201	Cellular Service and Accessories	\$ 14,473	\$ 14,504	\$ 14,150	\$ 21,250
1013503	530400	Printing and Copying	\$ 1,886	\$ -	\$ 1,700	\$ 1,700
Communications Total			\$ 18,284	\$ 17,680	\$ 18,750	\$ 26,450
Training and Professional Dev						
1013504	540100	Dues and Memberships	\$ 655	\$ 1,193	\$ 2,950	\$ 1,825
1013504	540300	Professional Publications	\$ 174	\$ 444	\$ 250	\$ 250
1013504	541000	Professional Development	\$ 21,657	\$ 6,268	\$ 13,100	\$ 13,300
Training and Professional Dev Total			\$ 22,486	\$ 7,905	\$ 16,300	\$ 15,375
Maintenance Services						
1013505	550000	Service Agreements	\$ 1,487	\$ 1,556	\$ 35,000	\$ 62,000
1013505	550502	Contract Maint - Equipment	\$ -	\$ -	\$ 250	\$ 250
1013505	550503	Contract Maint - Vehicles	\$ 138	\$ 52	\$ 50	\$ 50
Maintenance Services Total			\$ 1,625	\$ 1,608	\$ 35,300	\$ 62,300
Professional Services						
1013506	560000	Professional Services	\$ 3,318	\$ 5,559	\$ -	\$ -
1013506	560200	Purchased Insurance	\$ 89,617	\$ 110,235	\$ 140,000	\$ 154,000
1013506	560300	Employee Related Accident	\$ 8,164	\$ 1,594	\$ 10,000	\$ 10,000
1013506	560320	Non Empl Identifiable	\$ (8,953)	\$ (3,379)	\$ -	\$ -
1013506	560321	Non Empl Not Identifiable	\$ 2,205	\$ -	\$ 5,000	\$ 5,000
1013506	560400	Workers Compensation Claims	\$ (66,330)	\$ 295,950	\$ 100,000	\$ 100,000
1013506	570020	Auto Mileage/Tolls/Parking	\$ 1,200	\$ 1,040	\$ 1,000	\$ 1,000
1013506	571000	Other Services and Charges	\$ 1,105	\$ 1,626	\$ 3,150	\$ 3,150
Professional Services Total			\$ 30,326	\$ 412,626	\$ 259,150	\$ 273,150
Operating Capital						
1013507	580001	Computers/Laptops/Tablets	\$ 1,243	\$ 18,385	\$ -	\$ 500
1013507	580003	Software	\$ 19,630	\$ 49,185	\$ 55,063	\$ -
Operating Capital Total			\$ 20,873	\$ 67,570	\$ 55,063	\$ 500
Other NonOperating						
1013509	600150	Capital Replacement Payments	\$ 28,572	\$ -	\$ 28,566	\$ 20,566
Other NonOperating Total			\$ 28,572	\$ -	\$ 28,566	\$ 20,566
TOTAL			\$ 812,673	\$ 1,336,901	\$ 1,300,998	\$ 1,332,843
351 Street Maintenance						
Personnel						
1013511	500001	Salaries - Full Time	\$ 923,837	\$ 840,539	\$ 1,015,547	\$ 1,032,071
1013511	500003	Salaries - Special Rate of Pay	\$ 17,275	\$ 56,330	\$ 49,584	\$ 45,690
1013511	500004	Vacations	\$ 93,944	\$ 96,043	\$ -	\$ -
1013511	500005	Holidays	\$ 48,224	\$ 47,722	\$ -	\$ -
1013511	500006	Sick Leave	\$ 46,314	\$ 39,042	\$ -	\$ -
1013511	500007	Other Approved Absences	\$ -	\$ 20,841	\$ -	\$ -
1013511	500008	On-The-Job Disability	\$ (29)	\$ 131	\$ -	\$ -
1013511	500009	Light Duty	\$ 3,493	\$ 713	\$ -	\$ -
1013511	500013	Compensatory Time	\$ 3,927	\$ 4,081	\$ -	\$ -
1013511	500100	Overtime	\$ 77,636	\$ 242,141	\$ 130,000	\$ 200,000
1013511	510000	Health Insurance PPO	\$ 110,105	\$ 104,855	\$ 93,871	\$ 96,433
1013511	510010	Health Insurance HMO	\$ 88,542	\$ 82,019	\$ 83,100	\$ 73,932
1013511	510020	Dental Insurance PPO	\$ 13,598	\$ 15,364	\$ 15,273	\$ 11,369
1013511	510030	Dental Insurance HMO	\$ 1,053	\$ 320	\$ -	\$ -

ELK GROVE VILLAGE
ADOPTED BUDGET FY 2022-2023
EXPENDITURES

			FY2020	FY2021	FY22	FY23
			Actual	Actual	Adjusted	Adopted
					Budget	Budget
						
1013511	510050	Life Insurance	\$ 945	\$ 896	\$ 1,382	\$ 1,201
1013511	510100	Social Security	\$ 73,044	\$ 73,724	\$ 73,541	\$ 78,649
1013511	510104	Medicare	\$ 17,083	\$ 17,242	\$ 17,199	\$ 18,394
1013511	510201	Pension - IMRF	\$ 108,299	\$ 118,281	\$ 112,430	\$ 89,583
1013511	510210	RHS	\$ 24,326	\$ -	\$ -	\$ -
Personnel Total			\$ 1,651,615	\$ 1,760,282	\$ 1,591,927	\$ 1,647,322
Supplies						
1013512	520201	Small Office Equipment	\$ 2,027	\$ (66)	\$ 2,100	\$ -
1013512	520300	Operating Supplies	\$ 90,065	\$ 67,193	\$ 98,000	\$ 79,500
1013512	520301	Road Salt	\$ 350,333	\$ 204,393	\$ 373,500	\$ 395,000
1013512	520400	Small Tools / Minor Equipment	\$ 2,792	\$ 8,860	\$ 6,400	\$ 10,000
1013512	520600	Fuel	\$ 40,234	\$ 42,279	\$ 40,700	\$ 59,100
1013512	520701	Maint Supplies Equipment	\$ 11,875	\$ 20,776	\$ 23,000	\$ 23,000
1013512	520702	Maint Supplies Vehicles	\$ 29,932	\$ 45,374	\$ 25,000	\$ 25,000
Supplies Total			\$ 527,258	\$ 388,808	\$ 568,700	\$ 591,600
Training and Professional Dev						
1013514	541000	Professional Development	\$ 20,263	\$ 976	\$ 8,450	\$ 8,450
Training and Professional Dev Total			\$ 20,263	\$ 976	\$ 8,450	\$ 8,450
Maintenance Services						
1013515	550000	Service Agreements	\$ 104,348	\$ 130,681	\$ 191,000	\$ 208,000
1013515	550502	Contract Maint - Equipment	\$ 2,685	\$ 2,589	\$ 5,000	\$ 5,000
1013515	550503	Contract Maint - Vehicles	\$ 2,039	\$ 6,064	\$ 13,000	\$ 13,000
1013515	550508	Contract Maint - Priv Particip	\$ 2,850	\$ (30,183)	\$ 20,000	\$ -
1013515	550515	Contract Maint - Not Classified	\$ 109,830	\$ 93,285	\$ 166,100	\$ 280,000
Maintenance Services Total			\$ 221,753	\$ 202,436	\$ 395,100	\$ 506,000
Professional Services						
1013516	560000	Professional Services	\$ 14,698	\$ 16,487	\$ 16,500	\$ 25,000
1013516	570001	Rentals	\$ 1,576	\$ 758	\$ 500	\$ 1,000
1013516	570051	Utilities - Electricity	\$ 130,126	\$ 121,931	\$ 130,000	\$ 130,000
1013516	571000	Other Services and Charges	\$ 13,321	\$ 9,649	\$ 15,600	\$ 15,500
Professional Services Total			\$ 159,720	\$ 148,824	\$ 162,600	\$ 171,500
Operating Capital						
1013517	580002	Copiers/Printers/Scanners	\$ -	\$ -	\$ 1,800	\$ -
1013517	580003	Software	\$ 20,570	\$ 4,423	\$ -	\$ -
1013517	580100	Vehicles - Licensed	\$ -	\$ -	\$ -	\$ 45,000
1013517	580150	Operating Equipment	\$ -	\$ 30,100	\$ -	\$ 63,000
Operating Capital Total			\$ 20,570	\$ 34,523	\$ 1,800	\$ 108,000
Fixed Capital						
1013518	590550	Construction - Street Rehab	\$ 1,412,305	\$ 407,294	\$ -	\$ -
Fixed Capital Total			\$ 1,412,305	\$ 407,294	\$ -	\$ -
Other NonOperating						
1013519	600150	Capital Replacement Payments	\$ 324,708	\$ -	\$ 459,356	\$ 417,178
Other NonOperating Total			\$ 324,708	\$ -	\$ 459,356	\$ 417,178
TOTAL			\$ 4,338,191	\$ 2,943,142	\$ 3,187,933	\$ 3,450,050
352 Forestry						
Personnel						
1013521	500001	Salaries - Full Time	\$ 241,961	\$ 299,240	\$ 369,961	\$ 399,315
1013521	500003	Salaries - Special Rate of Pay	\$ 45,455	\$ 57,007	\$ 73,397	\$ 81,402
1013521	500004	Vacations	\$ 17,214	\$ 28,362	\$ -	\$ -
1013521	500005	Holidays	\$ 11,505	\$ 18,016	\$ -	\$ -
1013521	500006	Sick Leave	\$ 5,452	\$ 8,022	\$ -	\$ -
1013521	500007	Other Approved Absenses	\$ 693	\$ -	\$ -	\$ -
1013521	500008	On-The-Job Disability	\$ -	\$ 974	\$ -	\$ -
1013521	500009	Light Duty	\$ -	\$ 6,537	\$ -	\$ -
1013521	500013	Compensatory Time	\$ 281	\$ 2,010	\$ -	\$ -
1013521	500100	Overtime	\$ 21,357	\$ 24,411	\$ 35,000	\$ 35,000
1013521	510000	Health Insurance PPO	\$ 17,760	\$ 37,895	\$ 58,126	\$ 84,658
1013521	510010	Health Insurance HMO	\$ 26,187	\$ 35,892	\$ 24,821	\$ 14,417
1013521	510020	Dental Insurance PPO	\$ 3,420	\$ 3,938	\$ 4,361	\$ 6,061
1013521	510030	Dental Insurance HMO	\$ 263	\$ 917	\$ 997	\$ -
1013521	510050	Life Insurance	\$ 272	\$ 378	\$ 533	\$ 494
1013521	510100	Social Security	\$ 20,782	\$ 28,583	\$ 29,401	\$ 31,760

ELK GROVE VILLAGE
ADOPTED BUDGET FY 2022-2023
EXPENDITURES

			FY2020 Actual	FY2021 Actual	FY22 Adjusted Budget	FY23 Adopted Budget
						
1013521	510104	Medicare	\$ 4,860	\$ 6,685	\$ 6,877	\$ 7,428
1013521	510201	Pension - IMRF	\$ 28,000	\$ 43,651	\$ 41,708	\$ 31,610
1013521	510210	RHS	\$ -	\$ 17,966	\$ -	\$ -
Personnel Total			\$ 445,463	\$ 620,481	\$ 645,182	\$ 692,145
Supplies						
1013522	520300	Operating Supplies	\$ 27,431	\$ 15,918	\$ 20,000	\$ 20,000
1013522	520400	Small Tools / Minor Equipment	\$ 3,625	\$ 16,264	\$ 3,900	\$ 5,000
1013522	520600	Fuel	\$ 16,722	\$ 15,845	\$ 16,600	\$ 22,700
1013522	520701	Maint Supplies Equipment	\$ 8,679	\$ 9,059	\$ 9,000	\$ 10,000
1013522	520702	Maint Supplies Vehicles	\$ 4,996	\$ 3,268	\$ 3,000	\$ 4,000
Supplies Total			\$ 61,453	\$ 60,355	\$ 52,500	\$ 61,700
Training and Professional Dev						
1013524	540100	Dues and Memberships	\$ 15	\$ 135	\$ 850	\$ 1,050
1013524	541000	Professional Development	\$ 3,737	\$ 1,728	\$ 2,300	\$ 4,500
Training and Professional Dev Total			\$ 3,752	\$ 1,863	\$ 3,150	\$ 5,550
Maintenance Services						
1013525	550000	Service Agreements	\$ -	\$ 27	\$ -	\$ -
1013525	550502	Contract Maint - Equipment	\$ 899	\$ 693	\$ 5,300	\$ 2,500
1013525	550503	Contract Maint - Vehicles	\$ 1,241	\$ 1,882	\$ 1,500	\$ 2,500
1013525	550505	Contract Maint - Landscaping	\$ 356,714	\$ 353,948	\$ 587,000	\$ 642,000
Maintenance Services Total			\$ 358,854	\$ 356,550	\$ 593,800	\$ 647,000
Other NonOperating						
1013529	600150	Capital Replacement Payments	\$ 52,500	\$ -	\$ 66,500	\$ 66,500
Other NonOperating Total			\$ 52,500	\$ -	\$ 66,500	\$ 66,500
TOTAL			\$ 922,022	\$ 1,039,248	\$ 1,361,132	\$ 1,472,895
353 Fleet Services						
Personnel						
1013531	500001	Salaries - Full Time	\$ 540,538	\$ 473,706	\$ 660,445	\$ 620,551
1013531	500003	Salaries - Special Rate of Pay	\$ 29,133	\$ 38,253	\$ 41,302	\$ 41,736
1013531	500004	Vacations	\$ 46,487	\$ 64,553	\$ -	\$ -
1013531	500005	Holidays	\$ 29,814	\$ 30,107	\$ -	\$ -
1013531	500006	Sick Leave	\$ 10,542	\$ 8,014	\$ -	\$ -
1013531	500008	On-The-Job Disability	\$ 994	\$ 11,234	\$ -	\$ -
1013531	500009	Light Duty	\$ 8,588	\$ 64,806	\$ -	\$ -
1013531	500013	Compensatory Time	\$ 333	\$ 1,108	\$ -	\$ -
1013531	500100	Overtime	\$ 15,731	\$ 9,581	\$ 15,000	\$ 25,000
1013531	510000	Health Insurance PPO	\$ 89,243	\$ 94,300	\$ 99,336	\$ 117,073
1013531	510010	Health Insurance HMO	\$ 39,125	\$ 38,431	\$ 41,018	\$ 22,082
1013531	510020	Dental Insurance PPO	\$ 7,911	\$ 7,819	\$ 8,101	\$ 8,473
1013531	510030	Dental Insurance HMO	\$ 1,669	\$ 1,526	\$ 1,660	\$ -
1013531	510050	Life Insurance	\$ 490	\$ 485	\$ 891	\$ 715
1013531	510100	Social Security	\$ 40,737	\$ 43,062	\$ 43,978	\$ 42,276
1013531	510104	Medicare	\$ 9,527	\$ 10,071	\$ 10,286	\$ 9,887
1013531	510201	Pension - IMRF	\$ 58,856	\$ 67,616	\$ 64,360	\$ 46,890
1013531	510210	RHS	\$ -	\$ 20,453	\$ -	\$ -
Personnel Total			\$ 929,717	\$ 985,124	\$ 986,377	\$ 934,683
Supplies						
1013532	520100	Uniforms	\$ -	\$ 36	\$ -	\$ -
1013532	520300	Operating Supplies	\$ 10,567	\$ 11,553	\$ 14,000	\$ 14,000
1013532	520400	Small Tools / Minor Equipment	\$ 2,400	\$ 2,440	\$ 3,000	\$ 5,000
1013532	520600	Fuel	\$ 2,201	\$ 2,759	\$ 2,600	\$ 2,600
1013532	520701	Maint Supplies Equipment	\$ 3,959	\$ 8,381	\$ 11,500	\$ 4,000
1013532	520702	Maint Supplies Vehicles	\$ 703	\$ 759	\$ 1,800	\$ 2,000
Supplies Total			\$ 19,830	\$ 25,928	\$ 32,900	\$ 27,600
Communications						
1013533	530100	Postage	\$ -	\$ 35	\$ 75	\$ 75
Communications Total			\$ -	\$ 35	\$ 75	\$ 75
Training and Professional Dev						
1013534	540100	Dues and Memberships	\$ 60	\$ -	\$ 150	\$ 190
1013534	540300	Professional Publications	\$ 275	\$ 154	\$ 300	\$ 300
1013534	541000	Professional Development	\$ 2,230	\$ 2,048	\$ 3,500	\$ 3,500
Training and Professional Dev Total			\$ 2,565	\$ 2,202	\$ 3,950	\$ 3,990

ELK GROVE VILLAGE
ADOPTED BUDGET FY 2022-2023
EXPENDITURES

			FY2020 Actual	FY2021 Actual	FY22 Adjusted Budget	FY23 Adopted Budget
Maintenance Services						
1013535	550000	Service Agreements	\$ 2,797	\$ 7,019	\$ 9,495	\$ 13,000
1013535	550501	Contract Maint - Buildings	\$ -	\$ 1,040	\$ 5,000	\$ 5,000
1013535	550502	Contract Maint - Equipment	\$ 2,696	\$ 4,451	\$ 3,500	\$ 3,700
1013535	550503	Contract Maint - Vehicles	\$ 1,582	\$ 120	\$ 350	\$ 350
Maintenance Services Total			\$ 7,075	\$ 12,630	\$ 18,345	\$ 22,050
Professional Services						
1013536	570001	Rentals	\$ 2,084	\$ 2,315	\$ 2,100	\$ 2,500
1013536	571000	Other Services and Charges	\$ 1,076	\$ 1,227	\$ 1,650	\$ 1,400
Professional Services Total			\$ 3,160	\$ 3,542	\$ 3,750	\$ 3,900
Operating Capital						
1013537	580001	Computers/Laptops/Tablets	\$ -	\$ -	\$ 4,200	\$ -
1013537	580003	Software	\$ -	\$ -	\$ 12,000	\$ -
1013537	580100	Vehicles - Licensed	\$ -	\$ -	\$ 45,000	\$ -
1013537	580150	Operating Equipment	\$ -	\$ -	\$ 45,000	\$ -
Operating Capital Total			\$ -	\$ -	\$ 106,200	\$ -
Fixed Capital						
1013538	590100	Buildings	\$ -	\$ -	\$ 36,000	\$ -
Fixed Capital Total			\$ -	\$ -	\$ 36,000	\$ -
Other NonOperating						
1013539	600150	Capital Replacement Payments	\$ 49,680	\$ -	\$ 44,770	\$ 44,770
Other NonOperating Total			\$ 49,680	\$ -	\$ 44,770	\$ 44,770
TOTAL			\$ 1,012,026	\$ 1,029,460	\$ 1,232,367	\$ 1,037,068
354 Maintenance Public Buildings						
Personnel						
1013541	500001	Salaries - Full Time	\$ 347,503	\$ 362,324	\$ 451,917	\$ 461,666
1013541	500003	Salaries - Special Rate of Pay	\$ 81,221	\$ 84,146	\$ 96,799	\$ 79,930
1013541	500004	Vacations	\$ 29,644	\$ 40,709	\$ -	\$ -
1013541	500005	Holidays	\$ 20,057	\$ 21,472	\$ -	\$ -
1013541	500006	Sick Leave	\$ 14,731	\$ 21,796	\$ -	\$ -
1013541	500008	On-The-Job Disability	\$ 1,017	\$ -	\$ -	\$ -
1013541	500009	Light Duty	\$ 20,231	\$ -	\$ -	\$ -
1013541	500013	Compensatory Time	\$ 3,054	\$ -	\$ -	\$ -
1013541	500100	Overtime	\$ 56,424	\$ 38,142	\$ 90,000	\$ 100,000
1013541	510000	Health Insurance PPO	\$ 56,876	\$ 63,067	\$ 68,961	\$ 84,658
1013541	510010	Health Insurance HMO	\$ 22,756	\$ 23,615	\$ 24,821	\$ 36,499
1013541	510020	Dental Insurance PPO	\$ 5,319	\$ 5,337	\$ 5,986	\$ 6,061
1013541	510030	Dental Insurance HMO	\$ 1,003	\$ 953	\$ 997	\$ 463
1013541	510050	Life Insurance	\$ 420	\$ 399	\$ 699	\$ 585
1013541	510100	Social Security	\$ 34,670	\$ 35,888	\$ 36,671	\$ 39,339
1013541	510104	Medicare	\$ 8,108	\$ 8,393	\$ 8,577	\$ 9,201
1013541	510201	Pension - IMRF	\$ 45,547	\$ 51,532	\$ 49,932	\$ 40,737
Personnel Total			\$ 748,581	\$ 757,774	\$ 835,360	\$ 859,139
Supplies						
1013542	520300	Operating Supplies	\$ 5,569	\$ 8,883	\$ 7,000	\$ 10,000
1013542	520400	Small Tools / Minor Equipment	\$ 2,472	\$ 2,863	\$ 3,000	\$ 3,000
1013542	520500	Household Supplies	\$ 22,853	\$ 43,818	\$ 29,800	\$ 59,000
1013542	520600	Fuel	\$ 3,970	\$ 2,781	\$ 2,700	\$ 4,200
1013542	520700	Maint Supplies Buildings	\$ 29,927	\$ 32,661	\$ 33,000	\$ 44,000
1013542	520701	Maint Supplies Equipment	\$ 12,183	\$ 13,001	\$ 8,000	\$ 8,000
1013542	520702	Maint Supplies Vehicles	\$ 2,262	\$ 1,301	\$ 2,000	\$ 2,500
1013542	520703	Maint Supplies Fountain	\$ 6,117	\$ 14,390	\$ 5,500	\$ 5,500
1013542	520704	Miscellaneous Supplies	\$ 527	\$ 2,283	\$ 2,500	\$ 2,500
Supplies Total			\$ 85,879	\$ 121,982	\$ 93,500	\$ 138,700
Communications						
1013543	530200	Telephone Regular	\$ 2,328	\$ 1,118	\$ 2,500	\$ 2,500
Communications Total			\$ 2,328	\$ 1,118	\$ 2,500	\$ 2,500
Training and Professional Dev						
1013544	541000	Professional Development	\$ 1,526	\$ -	\$ 4,000	\$ 4,000
Training and Professional Dev Total			\$ 1,526	\$ -	\$ 4,000	\$ 4,000

ELK GROVE VILLAGE
ADOPTED BUDGET FY 2022-2023
EXPENDITURES

			FY2020 Actual	FY2021 Actual	FY22 Adjusted Budget	FY23 Adopted Budget
Maintenance Services						
1013545	550000	Service Agreements	\$ 115,118	\$ 116,764	\$ 174,200	\$ 243,500
1013545	550501	Contract Maint - Buildings	\$ 50,130	\$ 65,148	\$ 71,400	\$ 75,400
1013545	550502	Contract Maint - Equipment	\$ 26,910	\$ 24,758	\$ 46,700	\$ 60,500
1013545	550503	Contract Maint - Vehicles	\$ 1,629	\$ 1,414	\$ 3,500	\$ 2,500
1013545	550507	Contract Maint - Fountains	\$ -	\$ 5,700	\$ 23,200	\$ 6,000
Maintenance Services Total			\$ 193,788	\$ 213,784	\$ 319,000	\$ 387,900
Professional Services						
1013546	560000	Professional Services	\$ -	\$ -	\$ 14,600	\$ 4,500
1013546	570001	Rentals	\$ 11,169	\$ 11,824	\$ 16,000	\$ 16,000
1013546	570050	Utilities - Natural Gas	\$ 65,671	\$ 67,286	\$ 105,000	\$ 125,000
1013546	570051	Utilities - Electricity	\$ 1,537	\$ 1,416	\$ 2,000	\$ 2,000
1013546	571000	Other Services and Charges	\$ 4,638	\$ 3,301	\$ 7,600	\$ 7,600
Professional Services Total			\$ 83,014	\$ 83,828	\$ 145,200	\$ 155,100
Operating Capital						
1013547	580150	Operating Equipment	\$ 25,440	\$ 14,716	\$ 4,000	\$ -
Operating Capital Total			\$ 25,440	\$ 14,716	\$ 4,000	\$ -
Fixed Capital						
1013548	590100	Buildings	\$ -	\$ -	\$ 8,000	\$ -
Fixed Capital Total			\$ -	\$ -	\$ 8,000	\$ -
Other NonOperating						
1013549	600150	Capital Replacement Payments	\$ 14,004	\$ -	\$ 29,000	\$ 29,000
Other NonOperating Total			\$ 14,004	\$ -	\$ 29,000	\$ 29,000
TOTAL			\$ 1,154,561	\$ 1,193,203	\$ 1,440,560	\$ 1,576,339
101 General Fund Total			\$ 57,982,838	\$ 62,278,405	\$ 64,056,938	\$ 65,879,707
203 Motor Fuel Tax Fund						
700 Motor Fuel Tax Administration						
Supplies						
2037002	520300	Operating Supplies	\$ 44,015	\$ -	\$ 85,000	\$ 50,000
Supplies Total			\$ 44,015	\$ -	\$ 85,000	\$ 50,000
Fixed Capital						
2037008	590550	Construction - Street Rehab	\$ 725,787	\$ 1,145,637	\$ 1,764,909	\$ 1,960,000
Fixed Capital Total			\$ 725,787	\$ 1,145,637	\$ 1,764,909	\$ 1,960,000
TOTAL			\$ 769,802	\$ 1,145,637	\$ 1,849,909	\$ 2,010,000
203 Motor Fuel Tax Fund Total			\$ 769,802	\$ 1,145,637	\$ 1,849,909	\$ 2,010,000
204 Asset Seizure Fund						
705 Federal Asset Seizure Admin						
Supplies						
2047052	520300	Operating Supplies	\$ 1,806	\$ -	\$ 2,500	\$ 2,500
Supplies Total			\$ 1,806	\$ -	\$ 2,500	\$ 2,500
Training and Professional Dev						
2047054	540100	Dues and Memberships	\$ 43	\$ 50	\$ 350	\$ 200
2047054	541000	Professional Development	\$ 4,451	\$ 1,005	\$ 4,550	\$ 3,700
Training and Professional Dev Total			\$ 4,494	\$ 1,055	\$ 4,900	\$ 3,900
Professional Services						
2047056	560000	Professional Services	\$ 2,878	\$ 908	\$ 5,000	\$ 5,000
2047056	571000	Other Services and Charges	\$ -	\$ -	\$ 3,500	\$ 3,500
Professional Services Total			\$ 2,878	\$ 908	\$ 8,500	\$ 8,500
Operating Capital						
2047057	580150	Operating Equipment	\$ 700	\$ 4,049	\$ 25,350	\$ -
Operating Capital Total			\$ 700	\$ 4,049	\$ 25,350	\$ -
204 Asset Seizure Fund Total			\$ 9,877	\$ 6,012	\$ 41,250	\$ 14,900


ELK GROVE VILLAGE
ADOPTED BUDGET FY 2022-2023
EXPENDITURES

			FY2020 Actual	FY2021 Actual	FY22 Adjusted Budget	FY23 Adopted Budget
206 Foreign Fire Insurance Fund						
715 Foreign Fire Administration						
Supplies						
2067152	520100	Uniforms	\$ -	\$ 6,821	\$ 3,000	\$ 14,000
2067152	520300	Operating Supplies	\$ 3,257	\$ 10,578	\$ 6,400	\$ 19,850
2067152	520400	Small Tools / Minor Equipment	\$ -	\$ 854	\$ 3,950	\$ 8,100
Supplies Total			\$ 3,257	\$ 18,254	\$ 13,350	\$ 41,950
Training and Professional Dev						
2067154	540200	Tuition Reimbursement	\$ 23,106	\$ 30,292	\$ 35,000	\$ 30,000
2067154	540300	Professional Publications	\$ 2,780	\$ 2,879	\$ 4,690	\$ 4,900
2067154	541000	Professional Development	\$ 903	\$ -	\$ 1,000	\$ 1,000
Training and Professional Dev Total			\$ 26,789	\$ 33,171	\$ 40,690	\$ 35,900
Maintenance Services						
2067155	550000	Service Agreements	\$ 9,563	\$ 9,193	\$ 12,760	\$ 12,940
2067155	550501	Contract Maint - Buildings	\$ -	\$ 4,418	\$ 14,000	\$ 15,000
2067155	550502	Contract Maint - Equipment	\$ 1,247	\$ -	\$ 4,000	\$ 5,000
Maintenance Services Total			\$ 10,809	\$ 13,611	\$ 30,760	\$ 32,940
Professional Services						
2067156	560000	Professional Services	\$ 1,818	\$ -	\$ 8,000	\$ 6,000
2067156	571000	Other Services and Charges	\$ 353	\$ 2,797	\$ 3,000	\$ 5,000
Professional Services Total			\$ 2,171	\$ 2,797	\$ 11,000	\$ 11,000
Operating Capital						
2067157	580003	Software	\$ -	\$ -	\$ 10,000	\$ -
2067157	580100	Vehicles - Licensed	\$ -	\$ -	\$ -	\$ 60,000
2067157	580150	Operating Equipment	\$ 62,141	\$ 150,716	\$ 46,000	\$ 16,525
2067157	580160	Furniture and Appliances	\$ 42,279	\$ -	\$ -	\$ -
Operating Capital Total			\$ 104,419	\$ 150,716	\$ 56,000	\$ 76,525
Fixed Capital						
2067158	590100	Buildings	\$ 278	\$ 102,049	\$ 35,000	\$ 15,000
Fixed Capital Total			\$ 278	\$ 102,049	\$ 35,000	\$ 15,000
TOTAL			\$ 147,724	\$ 320,598	\$ 186,800	\$ 213,315
206 Foreign Fire Insurance Fund Total			\$ 147,724	\$ 320,598	\$ 186,800	\$ 213,315
208 Business Leaders Forum Fund						
720 BLF Administration						
Personnel						
2087201	500001	Salaries - Full Time	\$ 452,011	\$ 456,994	\$ 537,005	\$ 536,253
2087201	500004	Vacations	\$ 38,938	\$ 40,133	\$ -	\$ -
2087201	500005	Holidays	\$ 19,947	\$ 21,140	\$ -	\$ -
2087201	500006	Sick Leave	\$ 6,919	\$ 5,500	\$ -	\$ -
2087201	500007	Other Approved Absenses	\$ 969	\$ -	\$ -	\$ -
2087201	500100	Overtime	\$ 812	\$ 1,498	\$ 8,000	\$ 7,000
2087201	510000	Health Insurance PPO	\$ 77,253	\$ 77,826	\$ 81,984	\$ 82,636
2087201	510010	Health Insurance HMO	\$ 22,756	\$ 23,615	\$ 24,821	\$ 22,082
2087201	510020	Dental Insurance PPO	\$ 8,443	\$ 8,182	\$ 8,559	\$ 6,342
2087201	510050	Life Insurance	\$ 315	\$ 293	\$ 693	\$ 600
2087201	510100	Social Security	\$ 30,953	\$ 29,798	\$ 31,434	\$ 32,297
2087201	510104	Medicare	\$ 7,432	\$ 7,250	\$ 7,629	\$ 7,819
2087201	510201	Pension - IMRF	\$ 48,358	\$ 52,019	\$ 50,613	\$ 39,470
2087201	510301	Employee Assistance Program	\$ 88	\$ 88	\$ 88	\$ -
Personnel Total			\$ 715,195	\$ 724,336	\$ 750,826	\$ 734,499
Supplies						
2087202	520100	Uniforms	\$ 1,019	\$ 219	\$ 800	\$ 800
2087202	520200	Office Supplies	\$ 667	\$ 450	\$ 1,000	\$ 1,000
2087202	520300	Operating Supplies	\$ 164	\$ 242	\$ 17,519	\$ 15,300
2087202	520400	Small Tools / Minor Equipment	\$ -	\$ -	\$ 500	\$ 500
2087202	520600	Fuel	\$ 2,257	\$ 2,004	\$ 2,300	\$ 2,900
2087202	520701	Maint Supplies Equipment	\$ -	\$ 3	\$ -	\$ -
2087202	520702	Maint Supplies Vehicles	\$ 981	\$ 1,498	\$ 500	\$ 300
Supplies Total			\$ 5,088	\$ 4,415	\$ 22,619	\$ 20,800

ELK GROVE VILLAGE
ADOPTED BUDGET FY 2022-2023
EXPENDITURES

			FY2020 Actual	FY2021 Actual	FY22 Adjusted Budget	FY23 Adopted Budget
Communications						
2087203	530100	Postage	\$ 8	\$ 847	\$ 1,800	\$ 1,800
2087203	530201	Cellular Service and Accessories	\$ 3,992	\$ 3,945	\$ 6,050	\$ 7,350
2087203	530400	Printing and Copying	\$ 1,107	\$ 470	\$ 1,800	\$ 1,800
Communications Total			\$ 5,108	\$ 5,262	\$ 9,650	\$ 10,950
Training and Professional Dev						
2087204	540100	Dues and Memberships	\$ 16,358	\$ 32,770	\$ 38,400	\$ 39,000
2087204	541000	Professional Development	\$ 8,941	\$ 1,430	\$ 10,750	\$ 13,750
Training and Professional Dev Total			\$ 25,299	\$ 34,200	\$ 49,150	\$ 52,750
Maintenance Services						
2087205	550000	Service Agreements	\$ 3,897	\$ 4,001	\$ 2,550	\$ 4,250
2087205	550501	Contract Maint - Buildings	\$ 390	\$ -	\$ -	\$ -
2087205	550502	Contract Maint - Equipment	\$ -	\$ -	\$ 500	\$ 500
2087205	550503	Contract Maint - Vehicles	\$ 15	\$ 99	\$ 500	\$ 500
2087205	550504	Contract Maint - Lighting	\$ 116,083	\$ 144,513	\$ 120,000	\$ 120,000
2087205	550505	Contract Maint - Landscaping	\$ 116,486	\$ 127,937	\$ 601,000	\$ 405,000
2087205	550506	Contract Maint - Sign/Sprinkle	\$ -	\$ -	\$ 18,000	\$ 18,000
2087205	550515	Contract Maint - Not Classified	\$ 11,379	\$ 76,499	\$ 113,000	\$ 118,000
Maintenance Services Total			\$ 248,249	\$ 353,049	\$ 855,550	\$ 666,250
Professional Services						
2087206	560000	Professional Services	\$ 176,374	\$ 154,346	\$ 170,100	\$ 685,100
2087206	560200	Purchased Insurance	\$ 10,754	\$ 13,226	\$ 17,000	\$ 18,700
2087206	560300	Employee Related Accident	\$ -	\$ -	\$ 20,000	\$ 20,000
2087206	560320	Non Empl Identifiable	\$ -	\$ 16,931	\$ -	\$ -
2087206	560321	Non Empl Not Identifiable	\$ 66,626	\$ 17,815	\$ 40,000	\$ 40,000
2087206	570210	Marketing Campaign	\$ 311,735	\$ 231,255	\$ 311,500	\$ 346,000
2087206	571000	Other Services and Charges	\$ 802	\$ -	\$ -	\$ -
Professional Services Total			\$ 566,291	\$ 433,574	\$ 558,600	\$ 1,109,800
Operating Capital						
2087207	580001	Computers/Laptops/Tablets	\$ 767	\$ 4,561	\$ -	\$ -
2087207	580100	Vehicles - Licensed	\$ -	\$ -	\$ 25,000	\$ -
Operating Capital Total			\$ 767	\$ 4,561	\$ 25,000	\$ -
Fixed Capital						
2087208	590001	Land	\$ -	\$ -	\$ -	\$ 810,000
2087208	590500	Construction - Infrastructure	\$ 3,834,216	\$ 1,968,025	\$ 4,048,833	\$ 250,000
2087208	590550	Construction - Street Rehab	\$ -	\$ 588,657	\$ -	\$ 900,000
Fixed Capital Total			\$ 3,834,216	\$ 2,556,681	\$ 4,048,833	\$ 1,960,000
TOTAL			\$ 5,400,213	\$ 4,116,079	\$ 6,320,229	\$ 4,555,049
208 Business Leaders Forum Fund Total			\$ 5,400,213	\$ 4,116,079	\$ 6,320,229	\$ 4,555,049
210 Cable Television Fund						
725 Cable Television Administration						
Personnel						
2107251	500001	Salaries - Full Time	\$ 232,985	\$ 227,324	\$ 275,509	\$ 237,172
2107251	500004	Vacations	\$ 16,143	\$ 24,631	\$ -	\$ -
2107251	500005	Holidays	\$ 10,719	\$ 12,534	\$ -	\$ -
2107251	500006	Sick Leave	\$ 11,412	\$ 9,446	\$ -	\$ -
2107251	500100	Overtime	\$ 1,447	\$ -	\$ 1,000	\$ 1,000
2107251	510000	Health Insurance PPO	\$ 10,164	\$ 20,180	\$ 10,836	\$ 21,368
2107251	510010	Health Insurance HMO	\$ 29,949	\$ 23,370	\$ 32,927	\$ 21,859
2107251	510020	Dental Insurance PPO	\$ 743	\$ 740	\$ 775	\$ 580
2107251	510030	Dental Insurance HMO	\$ 1,383	\$ 1,301	\$ 1,375	\$ 676
2107251	510050	Life Insurance	\$ 280	\$ 276	\$ 370	\$ 259
2107251	510100	Social Security	\$ 16,405	\$ 16,477	\$ 17,333	\$ 14,239
2107251	510104	Medicare	\$ 3,837	\$ 3,854	\$ 4,054	\$ 3,330
2107251	510201	Pension - IMRF	\$ 24,493	\$ 27,189	\$ 26,894	\$ 16,812
2107251	510210	RHS	\$ -	\$ 801	\$ -	\$ -
2107251	510301	Employee Assistance Program	\$ 88	\$ 88	\$ 88	\$ -
Personnel Total			\$ 360,048	\$ 368,212	\$ 371,161	\$ 317,295

ELK GROVE VILLAGE
ADOPTED BUDGET FY 2022-2023
EXPENDITURES

			FY2020 Actual	FY2021 Actual	FY22 Adjusted Budget	FY23 Adopted Budget
						
Supplies						
2107252	520100	Uniforms	\$ 950	\$ 635	\$ 1,500	\$ 1,500
2107252	520200	Office Supplies	\$ 883	\$ 471	\$ 1,000	\$ 1,000
2107252	520201	Small Office Equipment	\$ -	\$ 29	\$ 1,000	\$ 1,000
2107252	520300	Operating Supplies	\$ 2,745	\$ 1,108	\$ 2,800	\$ 3,000
2107252	520400	Small Tools / Minor Equipment	\$ 671	\$ 313	\$ 1,000	\$ 1,000
2107252	520600	Fuel	\$ 190	\$ 142	\$ 1,000	\$ 400
2107252	520702	Maint Supplies Vehicles	\$ 25	\$ 353	\$ 750	\$ 750
2107252	520704	Miscellaneous Supplies	\$ -	\$ -	\$ 700	\$ 800
Supplies Total			\$ 5,463	\$ 3,051	\$ 9,750	\$ 9,450
Communications						
2107253	530100	Postage	\$ 253	\$ 172	\$ 700	\$ 700
2107253	530200	Telephone Regular	\$ 847	\$ 1,213	\$ 2,000	\$ 2,000
2107253	530201	Cellular Service and Accessories	\$ 7,301	\$ 5,455	\$ 5,000	\$ 6,000
2107253	530205	High Speed Internet Access	\$ 28,405	\$ 30,026	\$ 35,000	\$ 35,000
2107253	530400	Printing and Copying	\$ 443	\$ -	\$ 300	\$ 300
Communications Total			\$ 37,247	\$ 36,865	\$ 43,000	\$ 44,000
Training and Professional Dev						
2107254	540100	Dues and Memberships	\$ 1,081	\$ 630	\$ 1,050	\$ 1,095
2107254	541000	Professional Development	\$ 5,962	\$ 1,360	\$ 4,000	\$ 7,300
Training and Professional Dev Total			\$ 7,043	\$ 1,990	\$ 5,050	\$ 8,395
Maintenance Services						
2107255	550000	Service Agreements	\$ 24	\$ 4	\$ 100	\$ 100
2107255	550502	Contract Maint - Equipment	\$ 231	\$ 2,388	\$ 5,500	\$ 5,500
2107255	550503	Contract Maint - Vehicles	\$ 47	\$ 40	\$ -	\$ -
Maintenance Services Total			\$ 302	\$ 2,432	\$ 5,600	\$ 5,600
Professional Services						
2107256	560000	Professional Services	\$ 11,620	\$ 1,125	\$ 12,500	\$ 11,500
2107256	560200	Purchased Insurance	\$ 4,481	\$ 5,782	\$ 7,000	\$ 7,700
2107256	570001	Rentals	\$ -	\$ -	\$ 1,000	\$ 1,000
2107256	570002	Postage Machine	\$ -	\$ -	\$ 100	\$ 100
2107256	570020	Auto Mileage/Tolls/Parking	\$ 13	\$ -	\$ 100	\$ 150
2107256	571000	Other Services and Charges	\$ 24,156	\$ 22,749	\$ 22,400	\$ 21,425
Professional Services Total			\$ 40,270	\$ 29,655	\$ 43,100	\$ 41,875
Operating Capital						
2107257	580001	Computers/Laptops/Tablets	\$ -	\$ -	\$ -	\$ 5,600
2107257	580150	Operating Equipment	\$ 13,517	\$ 11,823	\$ 67,000	\$ 51,100
2107257	580160	Furniture and Appliances	\$ -	\$ -	\$ -	\$ 1,000
Operating Capital Total			\$ 13,517	\$ 11,823	\$ 67,000	\$ 57,700
TOTAL			\$ 463,891	\$ 454,029	\$ 544,661	\$ 484,315
210 Cable Television Fund Total			\$ 463,891	\$ 454,029	\$ 544,661	\$ 484,315
212 GREEN Fund						
730 Recycling Solid Waste						
Professional Services						
2127306	560102	SWANCC Service Charges	\$ 624,630	\$ 645,790	\$ 722,880	\$ 672,680
2127306	570205	Emerald Ash Borer Program	\$ 77,000	\$ 48,500	\$ 49,750	\$ -
Professional Services Total			\$ 701,630	\$ 694,290	\$ 772,630	\$ 672,680
TOTAL			\$ 701,630	\$ 694,290	\$ 772,630	\$ 672,680
731 Recycling Recyclables						
Supplies						
2127312	520300	Operating Supplies	\$ 294,153	\$ 227,278	\$ 248,111	\$ 240,000
Supplies Total			\$ 294,153	\$ 227,278	\$ 248,111	\$ 240,000
Communications						
2127313	530100	Postage	\$ -	\$ -	\$ 3,000	\$ 3,000
2127313	530400	Printing and Copying	\$ -	\$ -	\$ 4,000	\$ 4,000
Communications Total			\$ -	\$ -	\$ 7,000	\$ 7,000

ELK GROVE VILLAGE
ADOPTED BUDGET FY 2022-2023
EXPENDITURES

			FY2020 Actual	FY2021 Actual	FY22 Adjusted Budget	FY23 Adopted Budget
Professional Services						
2127316	570206	Recycling Programs	\$ 90	\$ -	\$ 3,000	\$ 3,000
2127316	571000	Other Services and Charges	\$ 42,665	\$ -	\$ 22,000	\$ 24,000
Professional Services Total			\$ 42,755	\$ -	\$ 25,000	\$ 27,000
TOTAL			\$ 336,908	\$ 227,278	\$ 280,111	\$ 274,000
212 GREEN Fund Total			\$ 1,038,538	\$ 921,568	\$ 1,052,741	\$ 946,680
301 Capital Projects Fund						
001 Mayor and Board						
Fixed Capital						
3010018	590500	Construction - Infrastructure	\$ 24,994	\$ 466,693	\$ -	\$ -
Fixed Capital Total			\$ 24,994	\$ 466,693	\$ -	\$ -
TOTAL			\$ 24,994	\$ 466,693	\$ -	\$ -
060 Village Manager Administration						
Professional Services						
3010606	560000	Professional Services	\$ 57,151	\$ 84,292	\$ 180,000	\$ 250,000
Professional Services Total			\$ 57,151	\$ 84,292	\$ 180,000	\$ 250,000
Operating Capital						
3010607	580150	Operating Equipment	\$ -	\$ 317,044	\$ -	\$ -
Operating Capital Total			\$ -	\$ 317,044	\$ -	\$ -
Fixed Capital						
3010608	590001	Land	\$ -	\$ 30,532	\$ 12,703,230	\$ -
3010608	590100	Buildings	\$ 75,720	\$ 244,772	\$ 476,315	\$ 100,000
3010608	590500	Construction - Infrastructure	\$ -	\$ -	\$ 191,500	\$ -
Fixed Capital Total			\$ 75,720	\$ 275,303	\$ 13,371,045	\$ 100,000
TOTAL			\$ 132,871	\$ 676,639	\$ 13,551,045	\$ 350,000
206 Fire Building Maintenance						
Fixed Capital						
3012068	590100	Buildings	\$ 1,686,469	\$ 1,955,793	\$ 115,901	\$ -
Fixed Capital Total			\$ 1,686,469	\$ 1,955,793	\$ 115,901	\$ -
TOTAL			\$ 1,686,469	\$ 1,955,793	\$ 115,901	\$ -
300 Community Dev Administration						
Professional Services						
3013006	560000	Professional Services	\$ -	\$ -	\$ -	\$ -
Professional Services Total			\$ -	\$ -	\$ -	\$ -
Fixed Capital						
3013008	590500	Construction - Infrastructure	\$ 692,018	\$ 122,869	\$ -	\$ -
3013008	590510	Construction - Sidewalk	\$ -	\$ 305,172	\$ 109,227	\$ -
Fixed Capital Total			\$ 692,018	\$ 428,041	\$ 109,227	\$ -
TOTAL			\$ 692,018	\$ 428,041	\$ 109,227	\$ -
350 Public Works Administration						
Fixed Capital						
3013508	590100	Buildings	\$ 312,317	\$ 28,779	\$ 943	\$ -
3013508	590500	Construction - Infrastructure	\$ 69,504	\$ 73,200	\$ -	\$ -
Fixed Capital Total			\$ 381,821	\$ 101,979	\$ 943	\$ -
TOTAL			\$ 381,821	\$ 101,979	\$ 943	\$ -
351 Street Maintenance						
Fixed Capital						
3013518	590500	Construction - Infrastructure	\$ 1,121,461	\$ 1,586,891	\$ 1,099,829	\$ 4,600,000
3013518	590510	Construction - Sidewalk	\$ -	\$ -	\$ 250,000	\$ 650,000
3013518	590550	Construction - Street Rehab	\$ 1,265,206	\$ 2,813,789	\$ 6,958,542	\$ 2,655,000
Fixed Capital Total			\$ 2,386,667	\$ 4,400,680	\$ 8,308,371	\$ 7,905,000
TOTAL			\$ 2,386,667	\$ 4,400,680	\$ 8,308,371	\$ 7,905,000

ELK GROVE VILLAGE
ADOPTED BUDGET FY 2022-2023
EXPENDITURES

			FY2020 Actual	FY2021 Actual	FY22 Adjusted Budget	FY23 Adopted Budget
353 Fleet Services						
Professional Services						
Fixed Capital						
3013538	590100	Buildings	\$ 30,882	\$ 590	\$ -	\$ -
Fixed Capital Total			\$ 30,882	\$ 590	\$ -	\$ -
TOTAL			\$ 30,882	\$ 590	\$ -	\$ -
354 Maintenance Public Buildings						
Fixed Capital						
3013548	590100	Buildings	\$ -	\$ -	\$ 650,000	\$ 823,000
Fixed Capital Total			\$ -	\$ -	\$ 650,000	\$ 823,000
TOTAL			\$ -	\$ -	\$ 650,000	\$ 823,000
301 Capital Projects Fund Total			\$ 5,335,721	\$ 8,030,414	\$ 22,735,488	\$ 9,078,000
310 Residential Enhancement Fund						
Supplies						
3100312	520300	Operating Supplies	\$ 48,648	\$ 70,014	\$ 57,750	\$ 100,000
Supplies Total			\$ 48,648	\$ 70,014	\$ 57,750	\$ 100,000
Maintenance Services						
3100315	550505	Contract Maint - Landscaping	\$ -	\$ -	\$ -	\$ 110,000
3100315	550515	Contract Maint - Not Classified	\$ -	\$ 3,985	\$ 28,500	\$ 22,500
Maintenance Services Total			\$ -	\$ 3,985	\$ 28,500	\$ 132,500
Professional Services						
3100316	560000	Professional Services	\$ 15,158	\$ 23,814	\$ 10,000	\$ 60,000
Professional Services Total			\$ 15,158	\$ 23,814	\$ 10,000	\$ 60,000
Fixed Capital						
3100318	590500	Construction - Infrastructure	\$ -	\$ -	\$ 1,754,908	\$ -
Fixed Capital Total			\$ -	\$ -	\$ 1,754,908	\$ -
TOTAL			\$ 63,806	\$ 97,812	\$ 1,851,158	\$ 292,500
310 Residential Enhancement Fund Total			\$ 63,806	\$ 97,812	\$ 1,851,158	\$ 292,500
320 Grove Mall Redevelopment Fund						
Professional Services						
3200316	560000	Professional Services	\$ 1,310	\$ 570	\$ 5,000	\$ -
3200316	571000	Other Services and Charges	\$ 300,000	\$ -	\$ 750,000	\$ -
Professional Services Total			\$ 301,310	\$ 570	\$ 755,000	\$ -
Fixed Capital						
3200318	590500	Construction - Infrastructure	\$ 2,880	\$ -	\$ -	\$ -
Fixed Capital Total			\$ 2,880	\$ -	\$ -	\$ -
Other NonOperating						
3200319	600012	Interest	\$ 319,872	\$ 208,612	\$ 120,000	\$ -
Other NonOperating Total			\$ 319,872	\$ 208,612	\$ 120,000	\$ -
TOTAL			\$ 624,062	\$ 209,182	\$ 875,000	\$ -
320 Grove Mall Redevelopment Fund Total			\$ 624,062	\$ 209,182	\$ 875,000	\$ -

ELK GROVE VILLAGE
ADOPTED BUDGET FY 2022-2023
EXPENDITURES

			FY2020 Actual	FY2021 Actual	FY22 Adjusted Budget	FY23 Adopted Budget
321 Devon/Rohl Redevelopment Fund						
Professional Services						
3210316	560000	Professional Services	\$ 560	\$ 570	\$ 2,000	\$ 600
3210316	571000	Other Services and Charges	\$ 442,440	\$ 427,597	\$ 500,000	\$ 440,000
Professional Services Total			\$ 443,000	\$ 428,167	\$ 502,000	\$ 440,600
Other NonOperating						
3210319	600012	Interest	\$ 47,154	\$ 43,981	\$ 50,000	\$ 39,000
Other NonOperating Total			\$ 47,154	\$ 43,981	\$ 50,000	\$ 39,000
TOTAL			\$ 490,154	\$ 472,148	\$ 552,000	\$ 479,600
321 Devon/Rohl Redevelopment Fund Total			\$ 490,154	\$ 472,148	\$ 552,000	\$ 479,600
322 Busse/Elm Redevelopment Fund						
Personnel						
3220311	500001	Salaries - Full Time	\$ 45,215	\$ 65,881	\$ 78,037	\$ 83,024
3220311	500004	Vacations	\$ -	\$ 3,197	\$ -	\$ -
3220311	500005	Holidays	\$ 1,919	\$ 3,561	\$ -	\$ -
3220311	500007	Other Approved Absences	\$ 192	\$ -	\$ -	\$ -
3220311	510000	Health Insurance PPO	\$ 337	\$ 10,288	\$ 10,836	\$ 11,048
3220311	510010	Health Insurance HMO	\$ 3,241	\$ -	\$ -	\$ -
3220311	510020	Dental Insurance PPO	\$ 337	\$ 740	\$ 775	\$ 580
3220311	510050	Life Insurance	\$ 64	\$ 70	\$ 101	\$ 91
3220311	510100	Social Security	\$ 2,895	\$ 4,384	\$ 4,721	\$ 5,023
3220311	510104	Medicare	\$ 677	\$ 1,025	\$ 1,105	\$ 1,175
3220311	510201	Pension - IMRF	\$ 4,293	\$ 7,203	\$ 7,326	\$ 5,931
Personnel Total			\$ 59,169	\$ 96,350	\$ 102,901	\$ 106,872
Training and Professional Dev						
3220314	540100	Dues and Memberships	\$ 425	\$ 850	\$ 850	\$ 1,000
3220314	541000	Professional Development	\$ 375	\$ 340	\$ 750	\$ 750
Training and Professional Dev Total			\$ 800	\$ 1,190	\$ 1,600	\$ 1,750
Maintenance Services						
3220315	550504	Contract Maint - Lighting	\$ -	\$ -	\$ 100,000	\$ 30,000
3220315	550505	Contract Maint - Landscaping	\$ -	\$ 5,145	\$ 250,000	\$ 250,000
3220315	550506	Contract Maint - Sign/Sprinkle	\$ -	\$ -	\$ 20,000	\$ 20,000
3220315	550515	Contract Maint - Not Classified	\$ -	\$ -	\$ 50,000	\$ 50,000
Maintenance Services Total			\$ -	\$ 5,145	\$ 420,000	\$ 350,000
Professional Services						
3220316	560000	Professional Services	\$ 840,296	\$ 845,893	\$ 882,580	\$ 2,270,000
3220316	570001	Rentals	\$ 7,473	\$ -	\$ -	\$ -
3220316	570050	Utilities - Natural Gas	\$ -	\$ 850	\$ 15,000	\$ 15,000
3220316	570051	Utilities - Electricity	\$ 4,639	\$ (564)	\$ 10,000	\$ 10,000
3220316	571000	Other Services and Charges	\$ 1,383,024	\$ 1,269,188	\$ 2,780,000	\$ 2,905,000
Professional Services Total			\$ 2,235,432	\$ 2,115,368	\$ 3,687,580	\$ 5,200,000
Fixed Capital						
3220318	590001	Land	\$ 86,599	\$ 95,935	\$ 8,475,000	\$ 10,000,000
3220318	590500	Construction - Infrastructure	\$ 4,052,752	\$ 1,194,420	\$ 15,898,958	\$ 6,470,000
3220318	590550	Construction - Street Rehab	\$ -	\$ 533,614	\$ 2,095,851	\$ 1,295,000
Fixed Capital Total			\$ 4,139,351	\$ 1,823,969	\$ 26,469,809	\$ 17,765,000
Other NonOperating						
3220319	600012	Interest	\$ 1,646,630	\$ 1,619,637	\$ 2,534,619	\$ 2,665,368
3220319	600323	Transfer to Higgins TIF	\$ -	\$ 1,000,000	\$ 5,500,000	\$ -
Other NonOperating Total			\$ 1,646,630	\$ 2,619,637	\$ 8,034,619	\$ 2,665,368
TOTAL			\$ 8,081,381	\$ 6,661,659	\$ 38,716,509	\$ 26,088,990
322 Busse/Elm Redevelopment Fund Total			\$ 8,081,381	\$ 6,661,659	\$ 38,716,509	\$ 26,088,990

ELK GROVE VILLAGE
ADOPTED BUDGET FY 2022-2023
EXPENDITURES

			FY2020 Actual	FY2021 Actual	FY22 Adjusted Budget	FY23 Adopted Budget
323 Higgins Rd Redevelopment Fund						
Professional Services						
3230316	560000	Professional Services	\$ 25,098	\$ 54,020	\$ 100,580	\$ 305,000
3230316	571000	Other Services and Charges	\$ -	\$ 20,000,000	\$ 1,500,000	\$ 2,250,000
Professional Services Total			\$ 25,098	\$ 20,054,020	\$ 1,600,580	\$ 2,555,000
Fixed Capital						
3230318	590500	Construction - Infrastructure	\$ 1,158,304	\$ -	\$ 2,000,000	\$ 650,000
Fixed Capital Total			\$ 1,158,304	\$ -	\$ 2,000,000	\$ 650,000
Other NonOperating						
3230319	600012	Interest	\$ 1,112,607	\$ 1,184,651	\$ 1,661,881	\$ 1,829,480
Other NonOperating Total			\$ 1,112,607	\$ 1,184,651	\$ 1,661,881	\$ 1,829,480
TOTAL			\$ 2,296,009	\$ 21,238,670	\$ 5,262,461	\$ 5,034,480
323 Higgins Rd Redevelopment Fund Total			\$ 2,296,009	\$ 21,238,670	\$ 5,262,461	\$ 5,034,480
325 Oakton/Hig Redevelopment Fund						
Professional Services						
3250316	560000	Professional Services	\$ -	\$ -	\$ 4,935,000	\$ 1,000
3250316	571000	Other Services and Charges	\$ -	\$ -	\$ 30,000	\$ -
Professional Services Total			\$ -	\$ -	\$ 4,965,000	\$ 1,000
Fixed Capital						
3250318	590500	Construction - Infrastructure	\$ -	\$ -	\$ 535,000	\$ -
Fixed Capital Total			\$ -	\$ -	\$ 535,000	\$ -
TOTAL			\$ -	\$ -	\$ 5,500,000	\$ 1,000
325 Oakton/Hig Redevelopment Fund Total			\$ -	\$ -	\$ 5,500,000	\$ 1,000
402 Debt Service Fund						
903 GO Series 2010						
Other NonOperating						
4029039	600010	Fiscal Agent Fees	\$ 2,000	\$ 2,000	\$ 5,000	\$ 5,000
Other NonOperating Total			\$ 2,000	\$ 2,000	\$ 5,000	\$ 5,000
TOTAL			\$ 2,000	\$ 2,000	\$ 5,000	\$ 5,000
904 GO Series 2012						
Other NonOperating						
4029049	600011	Principal	\$ 2,310,000	\$ 2,405,000	\$ 2,500,000	\$ 2,590,000
4029049	600012	Interest	\$ 941,400	\$ 849,000	\$ 478,936	\$ 103,600
Other NonOperating Total			\$ 3,251,400	\$ 3,254,000	\$ 2,978,936	\$ 2,693,600
TOTAL			\$ 3,251,400	\$ 3,254,000	\$ 2,978,936	\$ 2,693,600
907 GO Series 2017						
Other NonOperating						
4029079	600011	Principal	\$ 1,855,000	\$ 1,925,000	\$ 2,005,000	\$ 2,085,000
4029079	600012	Interest	\$ 2,320,300	\$ 2,246,100	\$ 2,169,100	\$ 2,088,900
Other NonOperating Total			\$ 4,175,300	\$ 4,171,100	\$ 4,174,100	\$ 4,173,900
TOTAL			\$ 4,175,300	\$ 4,171,100	\$ 4,174,100	\$ 4,173,900
908 GO Series 2017A						
Other NonOperating						
4029089	600011	Principal	\$ 125,000	\$ 120,000	\$ 120,000	\$ 145,000
4029089	600012	Interest	\$ 559,400	\$ 554,400	\$ 549,600	\$ 544,800
Other NonOperating Total			\$ 684,400	\$ 674,400	\$ 669,600	\$ 689,800
TOTAL			\$ 684,400	\$ 674,400	\$ 669,600	\$ 689,800

ELK GROVE VILLAGE
ADOPTED BUDGET FY 2022-2023
EXPENDITURES

			FY2020 Actual	FY2021 Actual	FY22 Adjusted Budget	FY23 Adopted Budget
909 GO Series 2021						
Other NonOperating						
4029099	600011	Principal	\$ -	\$ -	\$ 157,200	\$ 275,000
4029099	600012	Interest	\$ -	\$ -	\$ 116,664	\$ 270,888
Other NonOperating Total			\$ -	\$ -	\$ 273,864	\$ 545,888
TOTAL			\$ -	\$ -	\$ 273,864	\$ 545,888
402 Debt Service Fund Total			\$ 8,113,100	\$ 8,101,500	\$ 8,101,500	\$ 8,108,188
501 Water/Sewer Fund						
800 Water/Sewer Administration						
Personnel						
5018001	500001	Salaries - Full Time	\$ 77,334	\$ 78,716	\$ 94,180	\$ 84,976
5018001	500003	Salaries - Special Rate of Pay	\$ -	\$ -	\$ 13,250	\$ 13,850
5018001	500004	Vacations	\$ 9,034	\$ 13,284	\$ -	\$ -
5018001	500005	Holidays	\$ 4,096	\$ 2,799	\$ -	\$ -
5018001	500006	Sick Leave	\$ 1,255	\$ 1,609	\$ -	\$ -
5018001	510000	Health Insurance PPO	\$ 11,378	\$ 11,938	\$ 12,577	\$ 15,673
5018001	510020	Dental Insurance PPO	\$ 936	\$ 932	\$ 976	\$ 915
5018001	510050	Life Insurance	\$ 42	\$ 42	\$ 123	\$ 94
5018001	510100	Social Security	\$ 5,013	\$ 5,302	\$ 5,944	\$ 6,000
5018001	510104	Medicare	\$ 1,272	\$ 1,293	\$ 1,525	\$ 1,404
5018001	510201	Pension - IMRF	\$ 8,198	\$ 9,184	\$ 10,115	\$ 7,083
5018001	510210	RHS	\$ -	\$ 1,400	\$ -	\$ -
5018001	510225	IMRF - GASB68 adj	\$ -	\$ (16,505)	\$ -	\$ -
5018001	510301	Employee Assistance Program	\$ 417	\$ 417	\$ 418	\$ -
Personnel Total			\$ 118,975	\$ 110,411	\$ 139,108	\$ 129,995
Supplies						
5018002	520100	Uniforms	\$ 12,237	\$ 10,948	\$ 12,750	\$ 10,500
5018002	520200	Office Supplies	\$ -	\$ 417	\$ 500	\$ 1,000
5018002	520300	Operating Supplies	\$ 474	\$ 2,098	\$ 500	\$ -
5018002	520702	Maint Supplies Vehicles	\$ -	\$ 91	\$ -	\$ -
Supplies Total			\$ 12,711	\$ 13,555	\$ 13,750	\$ 11,500
Communications						
5018003	530100	Postage	\$ -	\$ -	\$ 700	\$ -
5018003	530201	Cellular Service and Accessories	\$ 8,504	\$ 9,708	\$ 14,400	\$ 19,500
Communications Total			\$ 8,504	\$ 9,708	\$ 15,100	\$ 19,500
Training and Professional Dev						
5018004	540100	Dues and Memberships	\$ 388	\$ 3,169	\$ -	\$ -
5018004	541000	Professional Development	\$ 3,787	\$ 236	\$ 8,700	\$ 11,700
Training and Professional Dev Total			\$ 4,175	\$ 3,405	\$ 8,700	\$ 11,700
Maintenance Services						
5018005	550000	Service Agreements	\$ 835	\$ 2,477	\$ 2,300	\$ 93,900
Maintenance Services Total			\$ 835	\$ 2,477	\$ 2,300	\$ 93,900
Professional Services						
5018006	560000	Professional Services	\$ 134,426	\$ 45,280	\$ 181,120	\$ 156,545
5018006	560103	JULIE Charges	\$ 8,729	\$ 7,518	\$ 10,400	\$ 10,500
5018006	560200	Purchased Insurance	\$ 107,539	\$ 132,462	\$ 170,000	\$ 187,000
5018006	560300	Employee Related Accident	\$ -	\$ -	\$ 5,000	\$ 5,000
5018006	560320	Non Empl Identifiable	\$ (9,993)	\$ -	\$ -	\$ -
5018006	560321	Non Empl Not Identifiable	\$ 895	\$ (172)	\$ 5,000	\$ 5,000
5018006	560400	Workers Compensation Claims	\$ 3,511	\$ 1,290	\$ 100,000	\$ 100,000
5018006	570021	CDL Licensing	\$ -	\$ 150	\$ 240	\$ 240
5018006	570800	Over/Short Adjustment	\$ 1,557	\$ 4,533	\$ -	\$ -
5018006	570900	Uncollectible Accounts	\$ 510	\$ -	\$ -	\$ -
5018006	571000	Other Services and Charges	\$ 2,355,030	\$ 2,355,000	\$ 2,355,000	\$ 2,355,000
Professional Services Total			\$ 2,602,204	\$ 2,546,061	\$ 2,826,760	\$ 2,819,285
Operating Capital						
5018007	580001	Computers/Laptops/Tablets	\$ 88	\$ 11,241	\$ -	\$ 500
5018007	580003	Software	\$ 19,630	\$ 76,993	\$ 110,319	\$ -
Operating Capital Total			\$ 19,718	\$ 88,234	\$ 110,319	\$ 500

ELK GROVE VILLAGE
ADOPTED BUDGET FY 2022-2023
EXPENDITURES

			FY2020 Actual	FY2021 Actual	FY22 Adjusted Budget	FY23 Adopted Budget
Other NonOperating						
5018009	600011	Principal	\$ -	\$ -	\$ 1,462,800	\$ 1,695,000
5018009	600012	Interest	\$ 1,038,028	\$ 992,228	\$ 718,095	\$ 487,095
5018009	600014	Bond Premium	\$ (52,862)	\$ (52,862)	\$ -	\$ -
Other NonOperating Total			\$ 985,166	\$ 939,366	\$ 2,180,895	\$ 2,182,095
TOTAL			\$ 3,752,289	\$ 3,713,216	\$ 5,296,932	\$ 5,268,475
801 Water						
Personnel						
5018011	500001	Salaries - Full Time	\$ 723,893	\$ 731,529	\$ 894,591	\$ 934,108
5018011	500003	Salaries - Special Rate of Pay	\$ -	\$ 5,382	\$ 5,953	\$ 5,952
5018011	500004	Vacations	\$ 60,265	\$ 59,196	\$ -	\$ -
5018011	500005	Holidays	\$ 37,778	\$ 38,580	\$ -	\$ -
5018011	500006	Sick Leave	\$ 20,689	\$ 8,181	\$ -	\$ -
5018011	500008	On-The-Job Disability	\$ 2,485	\$ 246	\$ -	\$ -
5018011	500009	Light Duty	\$ 2,776	\$ 752	\$ -	\$ -
5018011	500013	Compensatory Time	\$ 3,705	\$ 4,737	\$ -	\$ -
5018011	500100	Overtime	\$ 51,248	\$ 73,959	\$ 100,000	\$ 100,000
5018011	510000	Health Insurance PPO	\$ 115,230	\$ 117,648	\$ 122,175	\$ 157,082
5018011	510010	Health Insurance HMO	\$ 45,319	\$ 38,749	\$ 40,759	\$ 21,859
5018011	510020	Dental Insurance PPO	\$ 9,363	\$ 9,841	\$ 10,229	\$ 9,448
5018011	510030	Dental Insurance HMO	\$ 2,023	\$ 1,266	\$ 1,325	\$ 338
5018011	510045	OPEB	\$ -	\$ 58,825	\$ -	\$ -
5018011	510050	Life Insurance	\$ 714	\$ 698	\$ 1,174	\$ 1,045
5018011	510100	Social Security	\$ 53,454	\$ 57,014	\$ 61,158	\$ 63,807
5018011	510104	Medicare	\$ 12,501	\$ 13,334	\$ 14,304	\$ 14,923
5018011	510201	Pension - IMRF	\$ 80,374	\$ 93,516	\$ 94,335	\$ 74,898
5018011	510210	RHS	\$ -	\$ 452	\$ -	\$ -
5018011	510225	IMRF - GASB68 adj	\$ 37,121	\$ -	\$ -	\$ -
Personnel Total			\$ 1,258,939	\$ 1,313,905	\$ 1,346,003	\$ 1,383,460
Supplies						
5018012	520300	Operating Supplies	\$ 171,902	\$ 164,619	\$ 163,500	\$ 175,000
5018012	520400	Small Tools / Minor Equipment	\$ 2,655	\$ 7,809	\$ 11,500	\$ 3,000
5018012	520600	Fuel	\$ 22,023	\$ 22,050	\$ 21,400	\$ 28,100
5018012	520700	Maint Supplies Buildings	\$ 14,413	\$ 5,053	\$ 5,000	\$ 5,000
5018012	520701	Maint Supplies Equipment	\$ 12,635	\$ 8,949	\$ 10,000	\$ 10,000
5018012	520702	Maint Supplies Vehicles	\$ 10,119	\$ 7,680	\$ 9,000	\$ 9,000
Supplies Total			\$ 233,748	\$ 216,160	\$ 220,400	\$ 230,100
Communications						
5018013	530100	Postage	\$ 240	\$ -	\$ 500	\$ -
5018013	530200	Telephone Regular	\$ -	\$ -	\$ 1,400	\$ 1,400
5018013	530201	Cellular Service and Accessories	\$ -	\$ 41	\$ -	\$ -
5018013	530400	Printing and Copying	\$ 272	\$ 300	\$ 1,300	\$ 1,500
Communications Total			\$ 512	\$ 341	\$ 3,200	\$ 2,900
Training and Professional Dev						
5018014	540100	Dues and Memberships	\$ 906	\$ 638	\$ 2,020	\$ 2,020
5018014	541000	Professional Development	\$ 8,122	\$ 27	\$ 15,400	\$ 15,400
Training and Professional Dev Total			\$ 9,028	\$ 665	\$ 17,420	\$ 17,420
Maintenance Services						
5018015	550000	Service Agreements	\$ 9,552	\$ 8,560	\$ 49,500	\$ 49,500
5018015	550501	Contract Maint - Buildings	\$ 7,163	\$ 53,440	\$ 19,690	\$ 10,000
5018015	550502	Contract Maint - Equipment	\$ 5,311	\$ 6,326	\$ 25,000	\$ 25,000
5018015	550503	Contract Maint - Vehicles	\$ 736	\$ 1,385	\$ 2,500	\$ 2,500
5018015	550515	Contract Maint - Not Classified	\$ 326,902	\$ 153,801	\$ 352,874	\$ 295,000
5018015	550601	Contract Maint - Wells	\$ -	\$ -	\$ 30,000	\$ 30,000
5018015	550602	Contract Maint - Reservoirs	\$ -	\$ 11,600	\$ 11,000	\$ 11,000
5018015	550700	Sold Meters	\$ 32,695	\$ 44,240	\$ -	\$ -
5018015	550701	Replaced Meters	\$ 23,457	\$ 18,818	\$ 15,000	\$ 15,000
5018015	550702	Meter Testing	\$ 46	\$ -	\$ 5,000	\$ 5,000
Maintenance Services Total			\$ 405,863	\$ 298,170	\$ 510,564	\$ 443,000


ELK GROVE VILLAGE
ADOPTED BUDGET FY 2022-2023
EXPENDITURES

			FY2020 Actual	FY2021 Actual	FY22 Adjusted Budget	FY23 Adopted Budget
Professional Services						
5018016	560000	Professional Services	\$ 74,841	\$ 237,748	\$ 261,197	\$ 107,000
5018016	570001	Rentals	\$ 324	\$ 1,076	\$ 2,500	\$ 2,500
5018016	570050	Utilities - Natural Gas	\$ 12,917	\$ 14,301	\$ 20,000	\$ 20,000
5018016	570051	Utilities - Electricity	\$ 60,447	\$ 54,804	\$ 75,000	\$ 85,000
5018016	570052	Utilities - Purchased Water	\$ 11,524,337	\$ 9,940,287	\$ 10,900,000	\$ 11,602,000
5018016	571000	Other Services and Charges	\$ -	\$ 93,771	\$ 3,500	\$ 103,500
Professional Services Total			\$ 11,672,866	\$ 10,341,987	\$ 11,262,197	\$ 11,920,000
Operating Capital						
5018017	580100	Vehicles - Licensed	\$ -	\$ -	\$ 360,000	\$ 95,000
5018017	580150	Operating Equipment	\$ 16,938	\$ 30,947	\$ 60,756	\$ -
Operating Capital Total			\$ 16,938	\$ 30,947	\$ 420,756	\$ 95,000
Fixed Capital						
5018018	590500	Construction - Infrastructure	\$ 3,617,746	\$ 3,158,886	\$ 2,969,208	\$ 2,065,000
Fixed Capital Total			\$ 3,617,746	\$ 3,158,886	\$ 2,969,208	\$ 2,065,000
TOTAL			\$ 17,215,640	\$ 15,361,060	\$ 16,749,748	\$ 16,156,880
802 Sanitary Sewer						
Personnel						
5018021	500001	Salaries - Full Time	\$ 456,162	\$ 472,056	\$ 623,538	\$ 629,350
5018021	500003	Salaries - Special Rate of Pay	\$ -	\$ 1,593	\$ -	\$ -
5018021	500004	Vacations	\$ 36,836	\$ 41,945	\$ -	\$ -
5018021	500005	Holidays	\$ 27,752	\$ 30,271	\$ -	\$ -
5018021	500006	Sick Leave	\$ 21,137	\$ 12,850	\$ -	\$ -
5018021	500009	Light Duty	\$ 70,882	\$ 68,728	\$ -	\$ -
5018021	500013	Compensatory Time	\$ 3,358	\$ 5,437	\$ -	\$ -
5018021	500100	Overtime	\$ 33,177	\$ 43,252	\$ 40,000	\$ 40,000
5018021	510000	Health Insurance PPO	\$ 110,691	\$ 84,218	\$ 91,138	\$ 88,896
5018021	510010	Health Insurance HMO	\$ 22,526	\$ 23,370	\$ 24,562	\$ 7,443
5018021	510020	Dental Insurance PPO	\$ 11,467	\$ 8,652	\$ 9,430	\$ 4,893
5018021	510045	OPEB	\$ -	\$ 37,961	\$ -	\$ -
5018021	510050	Life Insurance	\$ 554	\$ 585	\$ 827	\$ 710
5018021	510100	Social Security	\$ 38,334	\$ 42,129	\$ 40,892	\$ 41,357
5018021	510104	Medicare	\$ 8,965	\$ 9,853	\$ 9,564	\$ 9,673
5018021	510201	Pension - IMRF	\$ 57,932	\$ 69,092	\$ 63,448	\$ 48,828
5018021	510225	IMRF - GASB68 adj	\$ 37,121	\$ -	\$ -	\$ -
Personnel Total			\$ 936,895	\$ 951,993	\$ 903,399	\$ 871,150
Supplies						
5018022	520300	Operating Supplies	\$ 49,884	\$ 74,072	\$ 60,000	\$ 70,000
5018022	520400	Small Tools / Minor Equipment	\$ 1,943	\$ 2,992	\$ 2,000	\$ 3,000
5018022	520600	Fuel	\$ 12,120	\$ 14,009	\$ 12,700	\$ 18,400
5018022	520701	Maint Supplies Equipment	\$ 2,734	\$ 38,140	\$ 12,000	\$ 24,000
5018022	520702	Maint Supplies Vehicles	\$ 10,167	\$ 11,094	\$ 10,000	\$ 11,000
Supplies Total			\$ 76,848	\$ 140,306	\$ 96,700	\$ 126,400
Communications						
5018023	530400	Printing and Copying	\$ -	\$ -	\$ 200	\$ -
Communications Total			\$ -	\$ -	\$ 200	\$ -
Training and Professional Dev						
5018024	540100	Dues and Memberships	\$ 105	\$ -	\$ 600	\$ -
5018024	541000	Professional Development	\$ 2,259	\$ 2,430	\$ 6,200	\$ 6,200
Training and Professional Dev Total			\$ 2,364	\$ 2,430	\$ 6,800	\$ 6,200
Maintenance Services						
5018025	550000	Service Agreements	\$ 6,110	\$ 6,020	\$ 6,700	\$ 6,700
5018025	550502	Contract Maint - Equipment	\$ 3,202	\$ 729	\$ 2,000	\$ 5,000
5018025	550503	Contract Maint - Vehicles	\$ 2,046	\$ 1,011	\$ 3,000	\$ 3,000
5018025	550515	Contract Maint - Not Classified	\$ 54,962	\$ 154,665	\$ 241,796	\$ 162,000
Maintenance Services Total			\$ 66,319	\$ 162,425	\$ 253,496	\$ 176,700

ELK GROVE VILLAGE
ADOPTED BUDGET FY 2022-2023
EXPENDITURES

			FY2020	FY2021	FY22	FY23
			Actual	Actual	Adjusted	Adopted
					Budget	Budget
Professional Services						
5018026	560000	Professional Services	\$ 30,452	\$ 7,438	\$ 109,886	\$ 30,000
5018026	570001	Rentals	\$ -	\$ -	\$ 200	\$ 200
5018026	570050	Utilities - Natural Gas	\$ 2,292	\$ 2,391	\$ 2,500	\$ 2,500
5018026	570051	Utilities - Electricity	\$ 55,069	\$ 47,822	\$ 70,000	\$ 70,000
Professional Services Total			\$ 87,813	\$ 57,651	\$ 182,586	\$ 102,700
Operating Capital						
5018027	580100	Vehicles - Licensed	\$ -	\$ -	\$ 80,000	\$ 290,000
5018027	580150	Operating Equipment	\$ 4,957	\$ -	\$ 165,698	\$ -
5018027	580152	Heavy Operating Equipment	\$ -	\$ -	\$ 55,570	\$ -
Operating Capital Total			\$ 4,957	\$ -	\$ 301,268	\$ 290,000
Fixed Capital						
5018028	590500	Construction - Infrastructure	\$ -	\$ -	\$ 1,301,707	\$ -
Fixed Capital Total			\$ -	\$ -	\$ 1,301,707	\$ -
TOTAL			\$ 1,175,196	\$ 1,314,805	\$ 3,046,156	\$ 1,573,150
803 Storm Sewer						
Personnel						
5018031	500001	Salaries - Full Time	\$ 91,532	\$ 93,934	\$ 118,197	\$ 116,998
5018031	500004	Vacations	\$ 6,000	\$ 4,309	\$ -	\$ -
5018031	500005	Holidays	\$ 5,346	\$ 4,438	\$ -	\$ -
5018031	500006	Sick Leave	\$ 2,108	\$ 1,762	\$ -	\$ -
5018031	500013	Compensatory Time	\$ 1,465	\$ 1,614	\$ -	\$ -
5018031	500100	Overtime	\$ 2,945	\$ 4,493	\$ 2,500	\$ 2,500
5018031	510000	Health Insurance PPO	\$ 28,850	\$ 24,378	\$ 26,378	\$ 26,121
5018031	510010	Health Insurance HMO	\$ -	\$ -	\$ -	\$ -
5018031	510020	Dental Insurance PPO	\$ 2,393	\$ 1,876	\$ 2,013	\$ 1,815
5018031	510045	OPEB	\$ -	\$ 7,554	\$ -	\$ -
5018031	510050	Life Insurance	\$ 100	\$ 100	\$ 157	\$ 130
5018031	510100	Social Security	\$ 6,367	\$ 6,742	\$ 7,417	\$ 7,266
5018031	510104	Medicare	\$ 1,489	\$ 1,577	\$ 1,735	\$ 1,700
5018031	510201	Pension - IMRF	\$ 9,720	\$ 11,212	\$ 11,508	\$ 8,578
Personnel Total			\$ 158,316	\$ 163,989	\$ 169,905	\$ 165,108
Supplies						
5018032	520300	Operating Supplies	\$ 29,356	\$ 32,318	\$ 25,000	\$ 35,000
5018032	520400	Small Tools / Minor Equipment	\$ 166	\$ -	\$ 300	\$ 300
5018032	520600	Fuel	\$ 1,114	\$ 1,107	\$ 1,300	\$ 1,700
5018032	520700	Maint Supplies Buildings	\$ -	\$ -	\$ 2,000	\$ 2,000
5018032	520701	Maint Supplies Equipment	\$ -	\$ 1,130	\$ 2,750	\$ 2,750
5018032	520702	Maint Supplies Vehicles	\$ -	\$ 110	\$ 350	\$ 350
5018032	530200	Telephone Regular	\$ 85	\$ -	\$ 100	\$ 100
Supplies Total			\$ 30,721	\$ 34,666	\$ 31,800	\$ 42,200
Communications						
5018033	530400	Printing and Copying	\$ -	\$ -	\$ 100	\$ -
Communications Total			\$ -	\$ -	\$ 100	\$ -
Training and Professional Dev						
5018034	541000	Professional Development	\$ -	\$ -	\$ 1,000	\$ 1,000
Training and Professional Dev Total			\$ -	\$ -	\$ 1,000	\$ 1,000
Maintenance Services						
5018035	550502	Contract Maint - Equipment	\$ 32,394	\$ 80,171	\$ 26,350	\$ 26,350
5018035	550503	Contract Maint - Vehicles	\$ -	\$ -	\$ 350	\$ 350
5018035	550515	Contract Maint - Not Classified	\$ 35,536	\$ 25,766	\$ 154,796	\$ 80,000
Maintenance Services Total			\$ 67,931	\$ 105,936	\$ 181,496	\$ 106,700
Professional Services						
5018036	560000	Professional Services	\$ 20,270	\$ -	\$ 70,000	\$ 25,000
5018036	570001	Rentals	\$ -	\$ -	\$ 150	\$ -
5018036	570051	Utilities - Electricity	\$ 3,294	\$ 3,557	\$ 12,000	\$ 12,000
5018036	571000	Other Services and Charges	\$ 2,917	\$ 2,632	\$ 2,800	\$ 2,800
Professional Services Total			\$ 26,480	\$ 6,189	\$ 84,950	\$ 39,800

**ELK GROVE VILLAGE
ADOPTED BUDGET FY 2022-2023
EXPENDITURES**

			FY2020 Actual	FY2021 Actual	FY22 Adjusted Budget	FY23 Adopted Budget
Operating Capital						
5018037	580150	Operating Equipment	\$ 4,957	\$ 15,039	\$ -	\$ -
Operating Capital Total			\$ 4,957	\$ 15,039	\$ -	\$ -
Fixed Capital						
5018038	590500	Construction - Infrastructure	\$ -	\$ 93,059	\$ 967,266	\$ 1,150,000
5018038	590531	Construction Strm Sewer GO2013	\$ -	\$ 1,834	\$ -	\$ -
Fixed Capital Total			\$ -	\$ 94,892	\$ 967,266	\$ 1,150,000
TOTAL			\$ 288,405	\$ 420,712	\$ 1,436,517	\$ 1,504,808
501 Water/Sewer Fund Total			\$ 22,431,529	\$ 20,809,793	\$ 26,529,353	\$ 24,503,313
601 Capital Replacement Fund						
060 Village Manager Administration						
Operating Capital						
6010607	580100	Vehicles - Licensed	\$ -	\$ -	\$ 37,000	\$ -
Operating Capital Total			\$ -	\$ -	\$ 37,000	\$ -
TOTAL			\$ -	\$ -	\$ 37,000	\$ -
062 Information Technology						
Operating Capital						
6010627	580001	Computers/Laptops/Tablets	\$ 2,226	\$ -	\$ 73,502	\$ -
Operating Capital Total			\$ 2,226	\$ -	\$ 73,502	\$ -
TOTAL			\$ 2,226	\$ -	\$ 73,502	\$ -
201 Fire Operations						
Operating Capital						
6012017	580100	Vehicles - Licensed	\$ -	\$ -	\$ 757,362	\$ -
6012017	580150	Operating Equipment	\$ -	\$ 338,975	\$ -	\$ -
Operating Capital Total			\$ -	\$ 338,975	\$ 757,362	\$ -
TOTAL			\$ -	\$ 338,975	\$ 757,362	\$ -
202 Emergency Medical Services						
Operating Capital						
6012027	580100	Vehicles - Licensed	\$ -	\$ -	\$ 313,241	\$ -
Operating Capital Total			\$ -	\$ -	\$ 313,241	\$ -
TOTAL			\$ -	\$ -	\$ 313,241	\$ -
203 Fire Communications						
Operating Capital						
6012037	580150	Operating Equipment	\$ -	\$ -	\$ 180,000	\$ -
Operating Capital Total			\$ -	\$ -	\$ 180,000	\$ -
TOTAL			\$ -	\$ -	\$ 180,000	\$ -
204 Inspectional Services						
Operating Capital						
6012047	580100	Vehicles - Licensed	\$ -	\$ -	\$ -	\$ 55,000
Operating Capital Total			\$ -	\$ -	\$ -	\$ 55,000
TOTAL			\$ -	\$ -	\$ -	\$ 55,000
250 Police Administration						
Operating Capital						
6012507	580150	Operating Equipment	\$ 1,906	\$ -	\$ 177,440	\$ -
Operating Capital Total			\$ 1,906	\$ -	\$ 177,440	\$ -
TOTAL			\$ 1,906	\$ -	\$ 177,440	\$ -
251 Patrol						
Operating Capital						
6012517	580100	Vehicles - Licensed	\$ -	\$ 764	\$ 319,738	\$ 380,000
6012517	580150	Operating Equipment	\$ -	\$ -	\$ -	\$ 1,500,000
Operating Capital Total			\$ -	\$ 764	\$ 319,738	\$ 1,880,000
TOTAL			\$ -	\$ 764	\$ 319,738	\$ 1,880,000

ELK GROVE VILLAGE
ADOPTED BUDGET FY 2022-2023
EXPENDITURES

			FY2020 Actual	FY2021 Actual	FY22 Adjusted Budget	FY23 Adopted Budget
300 Community Dev Administration						
Operating Capital						
6013007	580100	Vehicles - Licensed	\$ -	\$ -	\$ -	\$ 120,000
Operating Capital Total			\$ -	\$ -	\$ -	\$ 120,000
TOTAL			\$ -	\$ -	\$ -	\$ 120,000
351 Street Maintenance						
Operating Capital						
6013517	580100	Vehicles - Licensed	\$ -	\$ -	\$ 1,221,324	\$ -
Operating Capital Total			\$ -	\$ -	\$ 1,221,324	\$ -
TOTAL			\$ -	\$ -	\$ 1,221,324	\$ -
352 Forestry						
Operating Capital						
6013527	580150	Operating Equipment	\$ -	\$ -	\$ 62,000	\$ -
Operating Capital Total			\$ -	\$ -	\$ 62,000	\$ -
TOTAL			\$ -	\$ -	\$ 62,000	\$ -
353 Fleet Services						
Operating Capital						
6013537	580100	Vehicles - Licensed	\$ -	\$ -	\$ 80,000	\$ -
6013537	580150	Operating Equipment	\$ 70,055	\$ -	\$ -	\$ -
Operating Capital Total			\$ 70,055	\$ -	\$ 80,000	\$ -
TOTAL			\$ 70,055	\$ -	\$ 80,000	\$ -
354 Maintenance Public Buildings						
Operating Capital						
6013547	580100	Vehicles - Licensed	\$ -	\$ -	\$ 150,000	\$ -
Operating Capital Total			\$ -	\$ -	\$ 150,000	\$ -
TOTAL			\$ -	\$ -	\$ 150,000	\$ -
601 Capital Replacement Fund Total			\$ 74,187	\$ 339,739	\$ 3,371,607	\$ 2,055,000
721 Firefighters Pension Fund						
Personnel						
7210211	510721	Fire Pension Benefit	\$ 6,879,801	\$ 7,390,210	\$ 7,794,000	\$ 8,400,000
Personnel Total			\$ 6,879,801	\$ 7,390,210	\$ 7,794,000	\$ 8,400,000
Supplies						
7210212	520200	Office Supplies	\$ -	\$ -	\$ 6,000	\$ -
Supplies Total			\$ -	\$ -	\$ 6,000	\$ -
Training and Professional Dev						
7210214	540100	Dues and Memberships	\$ 795	\$ 795	\$ 1,300	\$ 1,000
7210214	541000	Professional Development	\$ 2,102	\$ 870	\$ 5,000	\$ 5,000
Training and Professional Dev Total			\$ 2,897	\$ 1,665	\$ 6,300	\$ 6,000
Professional Services						
7210216	560000	Professional Services	\$ 63,985	\$ 71,369	\$ 85,000	\$ 70,000
7210216	560500	Equity Managers	\$ 6,520	\$ 7,563	\$ 10,000	\$ 10,000
7210216	560501	Managed Fixed Income	\$ 52,891	\$ 88,468	\$ 34,500	\$ 100,000
7210216	570500	Refund Member Contrib Pension	\$ -	\$ -	\$ 10,000	\$ 10,000
7210216	571000	Other Services and Charges	\$ 8,000	\$ 8,203	\$ 10,000	\$ 10,000
Professional Services Total			\$ 131,397	\$ 175,603	\$ 149,500	\$ 200,000
TOTAL			\$ 7,014,095	\$ 7,567,478	\$ 7,955,800	\$ 8,606,000
721 Firefighters Pension Fund Total			\$ 7,014,095	\$ 7,567,478	\$ 7,955,800	\$ 8,606,000
722 Police Pension Fund						
Personnel						
7220221	510722	Police Pension Benefit	\$ 5,941,377	\$ 6,620,470	\$ 6,950,000	\$ 8,000,000
Personnel Total			\$ 5,941,377	\$ 6,620,470	\$ 6,950,000	\$ 8,000,000
Training and Professional Dev						
7220224	540100	Dues and Memberships	\$ 795	\$ 795	\$ 800	\$ 800

ELK GROVE VILLAGE
ADOPTED BUDGET FY 2022-2023
EXPENDITURES

			FY2020 Actual	FY2021 Actual	FY22 Adjusted Budget	FY23 Adopted Budget
7220224	541000	Professional Development	\$ 3,814	\$ 1,305	\$ 5,000	\$ 5,000
Training and Professional Dev Total			\$ 4,609	\$ 2,100	\$ 5,800	\$ 5,800
Professional Services						
7220226	560000	Professional Services	\$ 68,449	\$ 68,449	\$ 75,000	\$ 80,000
7220226	560500	Equity Managers	\$ 5,616	\$ 8,294	\$ 7,000	\$ 10,000
7220226	560501	Managed Fixed Income	\$ 59,003	\$ 103,415	\$ 75,000	\$ 100,000
7220226	570500	Refund Member Contrib Pension	\$ 23,634	\$ 41,482	\$ 25,000	\$ 75,000
7220226	571000	Other Services and Charges	\$ 8,000	\$ 8,204	\$ 10,000	\$ 10,000
Professional Services Total			\$ 164,701	\$ 229,844	\$ 192,000	\$ 275,000
TOTAL			\$ 6,110,687	\$ 6,852,413	\$ 7,147,800	\$ 8,280,800
722 Police Pension Fund Total			\$ 6,110,687	\$ 6,852,413	\$ 7,147,800	\$ 8,280,800
290 Library Fund						
980 Library Administration						
Personnel						
2909801	500001	Salaries - Full Time	\$ 2,586,565	\$ 2,362,597	\$ 2,679,977	\$ 2,789,239
2909801	500002	Salaries - Part Time	\$ -	\$ 5,561	\$ -	\$ -
2909801	500005	Holidays	\$ -	\$ 634	\$ -	\$ -
2909801	500006	Sick Leave	\$ -	\$ 988	\$ -	\$ -
2909801	500007	Other Approved Absenses	\$ -	\$ 89	\$ -	\$ -
2909801	500100	Overtime	\$ -	\$ 134	\$ -	\$ -
2909801	510000	Health Insurance PPO	\$ 335,383	\$ 375,333	\$ 493,544	\$ 575,416
2909801	510020	Dental Insurance PPO	\$ 16,477	\$ 15,825	\$ -	\$ -
2909801	510100	Social Security	\$ 92,594	\$ 97,629	\$ -	\$ -
2909801	510104	Medicare	\$ 21,655	\$ 22,832	\$ -	\$ -
2909801	510201	Pension - IMRF	\$ 105,877	\$ 123,788	\$ -	\$ -
2909801	519000	Library - Benefits Not Classified	\$ 14,037	\$ 5,079	\$ 406,596	\$ 381,039
Personnel Total			\$ 3,172,589	\$ 3,010,490	\$ 3,580,117	\$ 3,745,694
Supplies						
2909802	520200	Office Supplies	\$ 3,951	\$ 5,892	\$ 6,000	\$ 5,000
2909802	520300	Operating Supplies	\$ 1,716	\$ (115)	\$ 2,000	\$ 1,000
2909802	520500	Household Supplies	\$ 12,536	\$ 11,361	\$ 20,000	\$ 17,750
2909802	520700	Maint Supplies Buildings	\$ 4,243	\$ 5,871	\$ 14,000	\$ 15,500
2909802	520704	Miscellaneous Supplies	\$ 8,911	\$ 4,081	\$ -	\$ -
2909802	529000	Library Programming Supplies	\$ -	\$ 14,000	\$ 9,350	\$ 7,800
Supplies Total			\$ 31,357	\$ 41,090	\$ 51,350	\$ 47,050
Communications						
2909803	530100	Postage	\$ 11,697	\$ 8,127	\$ 19,000	\$ 14,000
2909803	530200	Telephone Regular	\$ 11,355	\$ 12,413	\$ 12,000	\$ 13,500
2909803	530205	High Speed Internet Access	\$ 13,497	\$ 24,179	\$ 24,500	\$ 14,000
2909803	530300	Publishing/Advertising General	\$ 237	\$ 2,153	\$ 4,500	\$ 3,000
2909803	530400	Printing and Copying	\$ 33,316	\$ 10,073	\$ 35,000	\$ 35,750
Communications Total			\$ 70,102	\$ 56,944	\$ 95,000	\$ 80,250
Training and Professional Dev						
2909804	540100	Dues and Memberships	\$ 7,950	\$ 7,363	\$ 10,375	\$ 10,375
2909804	540200	Tuition Reimbursement	\$ 389	\$ -	\$ 12,000	\$ 10,000
2909804	541000	Professional Development	\$ 12,093	\$ 3,317	\$ 25,600	\$ 13,000
2909804	549000	Library - ALA/PLA Conference	\$ 37,182	\$ (2,160)	\$ 40,000	\$ 26,000
Training and Professional Dev Total			\$ 57,614	\$ 8,520	\$ 87,975	\$ 59,375
Maintenance Services						
2909805	550000	Service Agreements	\$ 123,303	\$ 149,514	\$ 170,558	\$ 265,512
2909805	550501	Contract Maint - Buildings	\$ 69,128	\$ 63,179	\$ 117,600	\$ 99,000
2909805	550502	Contract Maint - Equipment	\$ 23,371	\$ 21,322	\$ 17,550	\$ 21,550
2909805	550515	Contract Maint - Not Classified	\$ 11,325	\$ 1,007	\$ 8,500	\$ 7,000
Maintenance Services Total			\$ 227,126	\$ 235,021	\$ 314,208	\$ 393,062
Professional Services						
2909806	560000	Professional Services	\$ 23,763	\$ 42,966	\$ 41,000	\$ 56,500
2909806	560001	Legal Services	\$ 75,425	\$ 9,885	\$ 20,000	\$ 36,500
2909806	560200	Purchased Insurance	\$ 34,888	\$ 36,999	\$ 38,955	\$ 40,765
2909806	570001	Rentals	\$ 3,445	\$ 1,176	\$ 3,250	\$ 1,500
2909806	570020	Auto Mileage/Tolls/Parking	\$ 1,603	\$ 829	\$ 2,500	\$ 2,500
2909806	570050	Utilities - Natural Gas	\$ 27,898	\$ 22,801	\$ 30,000	\$ 40,000
2909806	571000	Other Services and Charges	\$ 87,741	\$ 42,044	\$ 94,000	\$ 77,000

ELK GROVE VILLAGE
ADOPTED BUDGET FY 2022-2023
EXPENDITURES

			FY2020 Actual	FY2021 Actual	FY22 Adjusted Budget	FY23 Adopted Budget
2909806	579000	Library Programs	\$ 16,941	\$ 3,489	\$ 26,250	\$ 21,755
2909806	579050	Lib Utilities - Water	\$ 4,596	\$ 3,559	\$ 7,000	\$ 8,000
2909806	579100	Lib Collection General	\$ 460,903	\$ 504,765	\$ 550,190	\$ 547,950
2909806	579101	Lib Collection Electronic	\$ 186,525	\$ 201,321	\$ 249,901	\$ 256,774
2909806	579102	Lib Collection Adult Gaming	\$ 16,474	\$ 1,100	\$ 23,500	\$ 22,000
2909806	579103	Lib Collection Youth Gaming	\$ 18,725	\$ 28,485	\$ 22,000	\$ 21,000
2909806	579104	Lib Collection Per/News	\$ 24,970	\$ 23,216	\$ 29,000	\$ 30,000
2909806	579105	Lib Collection Adult Downloada	\$ 176,843	\$ 194,353	\$ 183,877	\$ 190,500
Professional Services Total			\$ 1,160,740	\$ 1,116,987	\$ 1,321,423	\$ 1,352,744
Operating Capital						
2909807	580001	Computers/Laptops/Tablets	\$ 26,803	\$ 34,298	\$ 75,400	\$ 29,750
2909807	580160	Furniture and Appliances	\$ 10,087	\$ 16,618	\$ 42,500	\$ 35,500
2909807	589000	Library - General Equipment	\$ 31,449	\$ 35,372	\$ 47,900	\$ 43,000
Operating Capital Total			\$ 68,339	\$ 86,288	\$ 165,800	\$ 108,250
Fixed Capital						
2909808	590002	Land Improvements	\$ -	\$ 47	\$ 15,000	\$ 12,000
2909808	590100	Buildings	\$ 39,144	\$ 59,243	\$ 57,500	\$ 40,000
2909808	599000	Library - Capital Projects	\$ 163,350	\$ 33,169	\$ 425,000	\$ 425,000
Fixed Capital Total			\$ 202,494	\$ 92,459	\$ 497,500	\$ 477,000
TOTAL			\$ 4,990,360	\$ 4,647,800	\$ 6,113,373	\$ 6,263,425
981 Library Adult Services						
Personnel						
2909811	500001	Salaries - Full Time	\$ -	\$ 13,606	\$ -	\$ -
2909811	500002	Salaries - Part Time	\$ -	\$ 10,595	\$ -	\$ -
2909811	500005	Holidays	\$ -	\$ 47	\$ -	\$ -
2909811	500006	Sick Leave	\$ -	\$ 2,597	\$ -	\$ -
2909811	500007	Other Approved Absenses	\$ -	\$ 172	\$ -	\$ -
2909811	500100	Overtime	\$ -	\$ 2,104	\$ -	\$ -
2909811	510100	Social Security	\$ 9,881	\$ 9,241	\$ -	\$ -
2909811	510104	Medicare	\$ 2,311	\$ 2,161	\$ -	\$ -
2909811	510201	Pension - IMRF	\$ 9,020	\$ 9,400	\$ -	\$ -
Personnel Total			\$ 21,213	\$ 49,924	\$ -	\$ -
Supplies						
2909812	520300	Operating Supplies	\$ 1,130	\$ 1,318	\$ 3,500	\$ 3,000
2909812	529000	Library Programming Supplies	\$ 17,053	\$ 21,073	\$ 30,005	\$ 26,700
Supplies Total			\$ 18,182	\$ 22,392	\$ 33,505	\$ 29,700
Professional Services						
2909816	571000	Other Services and Charges	\$ 2,898	\$ 2,588	\$ 3,580	\$ 3,470
2909816	579000	Library Programs	\$ 2,870	\$ 2,175	\$ 10,610	\$ 13,810
2909816	579001	Library Bus Trips	\$ 25,690	\$ -	\$ 20,000	\$ 25,000
2909816	579002	Library Event Coordinator	\$ 6,588	\$ 4,919	\$ -	\$ -
Professional Services Total			\$ 38,046	\$ 9,682	\$ 34,190	\$ 42,280
TOTAL			\$ 77,441	\$ 81,997	\$ 67,695	\$ 71,980
982 Library Youth Services						
Personnel						
2909821	500001	Salaries - Full Time	\$ -	\$ 21,952	\$ -	\$ -
2909821	500002	Salaries - Part Time	\$ -	\$ 4,804	\$ -	\$ -
2909821	500006	Sick Leave	\$ -	\$ 1,760	\$ -	\$ -
2909821	500100	Overtime	\$ -	\$ 1,686	\$ -	\$ -
2909821	510100	Social Security	\$ 10,716	\$ 8,936	\$ -	\$ -
2909821	510104	Medicare	\$ 2,506	\$ 2,090	\$ -	\$ -
2909821	510201	Pension - IMRF	\$ 11,687	\$ 12,493	\$ -	\$ -
Personnel Total			\$ 24,910	\$ 53,722	\$ -	\$ -
Supplies						
2909822	520300	Operating Supplies	\$ 1,856	\$ 1,877	\$ 10,000	\$ 7,500
2909822	529000	Library Programming Supplies	\$ 30,335	\$ 29,722	\$ 49,000	\$ 43,500
Supplies Total			\$ 32,191	\$ 31,599	\$ 59,000	\$ 51,000
Professional Services						
2909826	579000	Library Programs	\$ 23,607	\$ 9,033	\$ 25,000	\$ 25,000
Professional Services Total			\$ 23,607	\$ 9,033	\$ 25,000	\$ 25,000

ELK GROVE VILLAGE
ADOPTED BUDGET FY 2022-2023
EXPENDITURES

			FY2020 Actual	FY2021 Actual	FY22 Adjusted Budget	FY23 Adopted Budget
TOTAL			\$ 80,708	\$ 94,353	\$ 84,000	\$ 76,000
983 Library Circulation Services						
Personnel						
2909831	500001	Salaries - Full Time	\$ -	\$ 21,894	\$ -	\$ -
2909831	500002	Salaries - Part Time	\$ -	\$ 17,697	\$ -	\$ -
2909831	500005	Holidays	\$ -	\$ 60	\$ -	\$ -
2909831	500006	Sick Leave	\$ -	\$ 2,428	\$ -	\$ -
2909831	510100	Social Security	\$ 17,903	\$ 13,572	\$ -	\$ -
2909831	510104	Medicare	\$ 4,187	\$ 3,174	\$ -	\$ -
2909831	510201	Pension - IMRF	\$ 18,370	\$ 17,060	\$ -	\$ -
Personnel Total			\$ 40,460	\$ 75,885	\$ -	\$ -
Supplies						
2909832	520300	Operating Supplies	\$ 2,208	\$ 6,633	\$ 10,850	\$ 10,000
Supplies Total			\$ 2,208	\$ 6,633	\$ 10,850	\$ 10,000
TOTAL			\$ 42,669	\$ 82,517	\$ 10,850	\$ 10,000
984 Library Network Services						
Personnel						
2909841	500001	Salaries - Full Time	\$ -	\$ 36,106	\$ -	\$ -
2909841	500002	Salaries - Part Time	\$ -	\$ 3,148	\$ -	\$ -
2909841	500006	Sick Leave	\$ -	\$ 2,013	\$ -	\$ -
2909841	510100	Social Security	\$ 12,629	\$ 12,495	\$ -	\$ -
2909841	510104	Medicare	\$ 2,954	\$ 2,922	\$ -	\$ -
2909841	510201	Pension - IMRF	\$ 16,995	\$ 19,603	\$ -	\$ -
Personnel Total			\$ 32,577	\$ 76,286	\$ -	\$ -
Supplies						
2909842	520300	Operating Supplies	\$ 3,520	\$ 1,848	\$ 8,000	\$ 8,000
Supplies Total			\$ 3,520	\$ 1,848	\$ 8,000	\$ 8,000
Professional Services						
2909846	571000	Other Services and Charges	\$ -	\$ -	\$ 50,200	\$ 52,285
Professional Services Total			\$ -	\$ -	\$ 50,200	\$ 52,285
TOTAL			\$ 36,097	\$ 78,134	\$ 58,200	\$ 60,285
985 Library Technical Services						
Personnel						
2909851	500001	Salaries - Full Time	\$ -	\$ 12,436	\$ -	\$ -
2909851	500002	Salaries - Part Time	\$ -	\$ 18,848	\$ -	\$ -
2909851	500003	Salaries - Special Rate of Pay	\$ 500	\$ -	\$ -	\$ -
2909851	500006	Sick Leave	\$ (500)	\$ 709	\$ -	\$ -
2909851	510100	Social Security	\$ 10,872	\$ 9,806	\$ -	\$ -
2909851	510104	Medicare	\$ 2,543	\$ 2,293	\$ -	\$ -
2909851	510201	Pension - IMRF	\$ 9,619	\$ 11,203	\$ -	\$ -
Personnel Total			\$ 23,033	\$ 55,295	\$ -	\$ -
Supplies						
2909852	520300	Operating Supplies	\$ 11,761	\$ 22,623	\$ 32,000	\$ 30,000
Supplies Total			\$ 11,761	\$ 22,623	\$ 32,000	\$ 30,000
Professional Services						
2909856	571000	Other Services and Charges	\$ 41,415	\$ 41,656	\$ -	\$ -
Professional Services Total			\$ 41,415	\$ 41,656	\$ -	\$ -
TOTAL			\$ 76,209	\$ 119,574	\$ 32,000	\$ 30,000
290 Library Fund Total			\$ 5,303,484	\$ 5,104,375	\$ 6,366,118	\$ 6,511,690
Grand Total			\$ 131,751,099	\$ 154,727,511	\$ 204,717,321	\$ 173,143,527