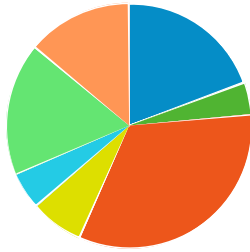


Report

Consumer Spending Report (Elk Grove Village, Illinois)

Apparel (2015)

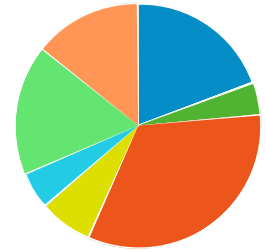
- Men's Apparel
- Boys' Apparel
- Women's Apparel
- Girls' Apparel
- Infants Apparel
- Footwear
- Apparel Services and Accessories



	\$ PER HOUSEHOLD	TOTAL \$000'S
Totals:	\$2,114	\$28,069
Men's Apparel	\$407	\$5,411
Boys' Apparel	\$91	\$1,216
Women's Apparel	\$698	\$9,266
Girls' Apparel	\$148	\$1,977
Infants Apparel	\$102	\$1,358
Footwear	\$370	\$4,913
Apparel Services and Accessories	\$295	\$3,928

Apparel (2020)

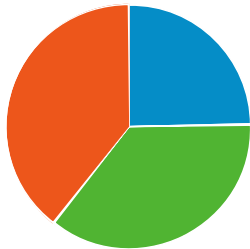
- Men's Apparel
- Boys' Apparel
- Women's Apparel
- Girls' Apparel
- Infants Apparel
- Footwear
- Apparel Services and Accessories



	\$ PER HOUSEHOLD	TOTAL \$000'S
Totals:	\$2,208	\$29,556
Men's Apparel	\$425	\$5,699
Boys' Apparel	\$95	\$1,276
Women's Apparel	\$730	\$9,771
Girls' Apparel	\$154	\$2,070
Infants Apparel	\$106	\$1,423
Footwear	\$380	\$5,096
Apparel Services and Accessories	\$315	\$4,221

Entertainment (2015)

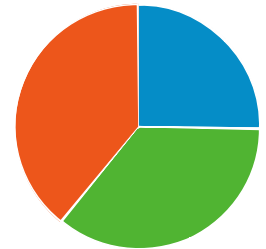
- Fees And Admissions
- Video And Audio Equipment
- Recreational Equipment And Supplies



	\$ PER HOUSEHOLD	TOTAL \$000'S
Totals:	\$3,420	\$45,400
Fees And Admissions	\$848	\$11,258
Video And Audio Equipment	\$1,225	\$16,270
Recreational Equipment And Supplies	\$1,346	\$17,871

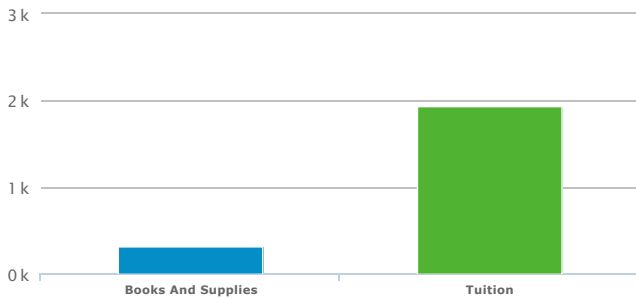
Entertainment (2020)

- Fees And Admissions
- Video And Audio Equipment
- Recreational Equipment And Supplies



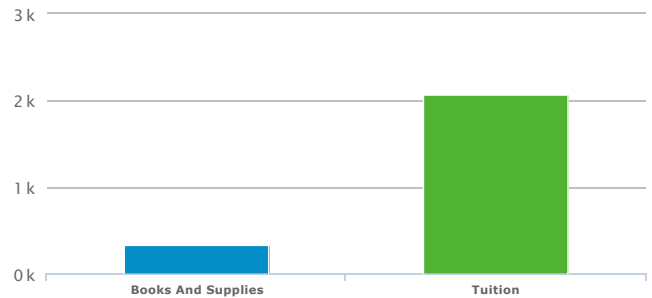
	\$ PER HOUSEHOLD	TOTAL \$000'S
Totals:	\$3,569	\$47,767
Fees And Admissions	\$903	\$12,091
Video And Audio Equipment	\$1,270	\$17,006
Recreational Equipment And Supplies	\$1,395	\$18,670

Education (2015)



	\$ PER HOUSEHOLD	TOTAL \$000'S
Totals:	\$2,249	\$29,854

Education (2020)

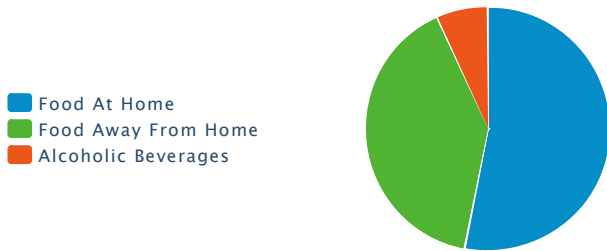


	\$ PER HOUSEHOLD	TOTAL \$000'S
Totals:	\$2,401	\$32,132

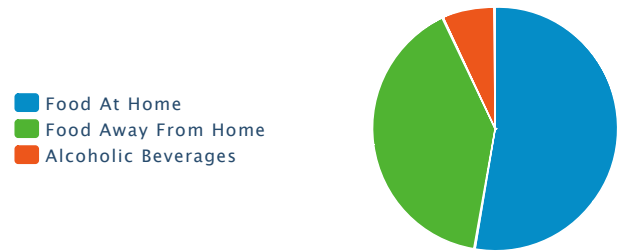
Books And Supplies	\$314	\$4,179
Tuition	\$1,934	\$25,675

Books And Supplies	\$336	\$4,499
Tuition	\$2,064	\$27,632

Food and Beverages (2015)



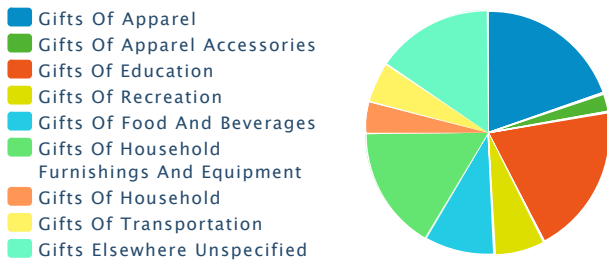
Food and Beverages (2020)



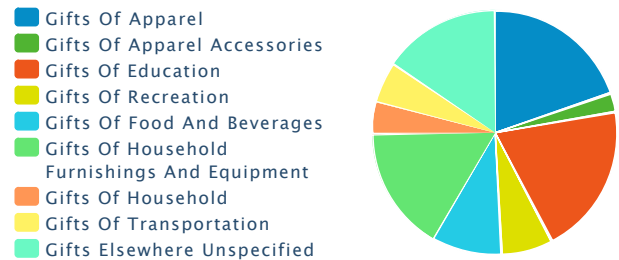
	\$ PER HOUSEHOLD	TOTAL \$000'S
Totals:	\$8,886	\$117,953
Food At Home	\$4,726	\$62,731
Food Away From Home	\$3,553	\$47,160
Alcoholic Beverages	\$607	\$8,063

	\$ PER HOUSEHOLD	TOTAL \$000'S
Totals:	\$9,201	\$123,141
Food At Home	\$4,859	\$65,024
Food Away From Home	\$3,702	\$49,545
Alcoholic Beverages	\$640	\$8,572

Gifts (2015)




Gifts (2020)




	\$ PER HOUSEHOLD	TOTAL \$000'S
Totals:	\$1,517	\$20,139
Gifts Of Apparel	\$300	\$3,992
Gifts Of Apparel Accessories	\$38	\$508
Gifts Of Education	\$304	\$4,047
Gifts Of Recreation	\$103	\$1,373
Gifts Of Food And Beverages	\$140	\$1,865
Gifts Of Household Furnishings And Equipment	\$248	\$3,293
Gifts Of Household	\$64	\$856
Gifts Of Transportation	\$82	\$1,094
Gifts Elsewhere Unspecified	\$234	\$3,112

	\$ PER HOUSEHOLD	TOTAL \$000'S
Totals:	\$1,610	\$21,557
Gifts Of Apparel	\$319	\$4,269
Gifts Of Apparel Accessories	\$40	\$543
Gifts Of Education	\$323	\$4,330
Gifts Of Recreation	\$109	\$1,469
Gifts Of Food And Beverages	\$149	\$1,995
Gifts Of Household Furnishings And Equipment	\$263	\$3,524
Gifts Of Household	\$68	\$913
Gifts Of Transportation	\$88	\$1,179
Gifts Elsewhere Unspecified	\$249	\$3,335

Household Furnishings (2015)



Household Furnishings (2020)



	\$ PER HOUSEHOLD	TOTAL \$000'S
--	------------------	---------------

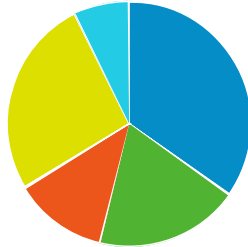
	\$ PER HOUSEHOLD	TOTAL \$000'S
--	------------------	---------------

Totals:	\$2,107	\$27,968
Household Textiles	\$131	\$1,743
Furniture	\$541	\$7,192
Floor Coverings	\$29	\$398
Major Appliances	\$269	\$3,571
Housewares And Small Appliances	\$1,134	\$15,064

Totals:	\$2,206	\$29,527
Household Textiles	\$136	\$1,828
Furniture	\$570	\$7,630
Floor Coverings	\$32	\$429
Major Appliances	\$281	\$3,771
Housewares And Small Appliances	\$1,185	\$15,869

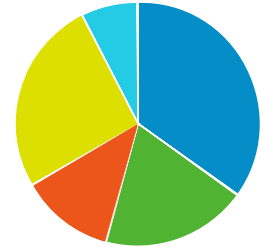
Shelter (2015)

- Mortgage Interest
- Property Taxes
- Miscellaneous Owned Dwelling Costs
- Rental Costs
- Other Lodging



Shelter (2020)

- Mortgage Interest
- Property Taxes
- Miscellaneous Owned Dwelling Costs
- Rental Costs
- Other Lodging

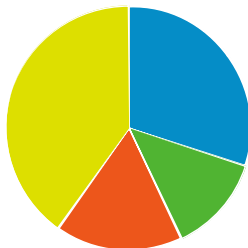


	\$ PER HOUSEHOLD	TOTAL \$000'S
Totals:	\$12,534	\$166,372
Mortgage Interest	\$4,361	\$57,894
Property Taxes	\$2,387	\$31,694
Miscellaneous Owned Dwelling Costs	\$1,561	\$20,724
Rental Costs	\$3,299	\$43,795
Other Lodging	\$923	\$12,264

	\$ PER HOUSEHOLD	TOTAL \$000'S
Totals:	\$13,092	\$175,210
Mortgage Interest	\$4,575	\$61,223
Property Taxes	\$2,521	\$33,737
Miscellaneous Owned Dwelling Costs	\$1,636	\$21,902
Rental Costs	\$3,366	\$45,047
Other Lodging	\$993	\$13,300

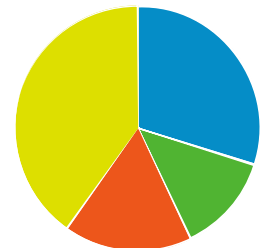
Household Operations (2015)

- Babysitting And Elderly Care
- Household Services
- Alimony And Child Support
- Household Supplies



Household Operations (2020)

- Babysitting And Elderly Care
- Household Services
- Alimony And Child Support
- Household Supplies

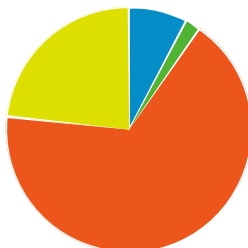


	\$ PER HOUSEHOLD	TOTAL \$000'S
Totals:	\$1,745	\$23,168
Babysitting And Elderly Care	\$523	\$6,943
Household Services	\$227	\$3,022
Alimony And Child Support	\$294	\$3,906
Household Supplies	\$700	\$9,297

	\$ PER HOUSEHOLD	TOTAL \$000'S
Totals:	\$1,848	\$24,735
Babysitting And Elderly Care	\$553	\$7,403
Household Services	\$240	\$3,225
Alimony And Child Support	\$312	\$4,176
Household Supplies	\$742	\$9,931

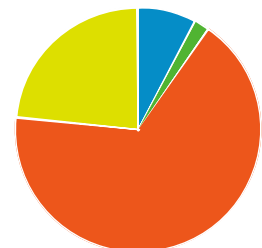
Personal Care (2015)

- Hair Care
- Electric Personal Care Appliances
- Personal Care Services
- Personal Care Products



Personal Care (2020)

- Hair Care
- Electric Personal Care Appliances
- Personal Care Services
- Personal Care Products



	\$ PER HOUSEHOLD	TOTAL \$000'S
Totals:	\$786	\$10,443
Hair Care	\$61	\$811
Electric Personal Care Appliances	\$15	\$206
Personal Care Services	\$526	\$6,986
Personal Care Products	\$183	\$2,439

	\$ PER HOUSEHOLD	TOTAL \$000'S
Totals:	\$818	\$10,957
Hair Care	\$63	\$852
Electric Personal Care Appliances	\$16	\$217
Personal Care Services	\$547	\$7,329
Personal Care Products	\$191	\$2,560

Utilities (2015)

- Natural Gas
- Electricity
- Fuel Oil And Other Fuels
- Telephone Service
- Other Utilities



Utilities (2020)

- Natural Gas
- Electricity
- Fuel Oil And Other Fuels
- Telephone Service
- Other Utilities

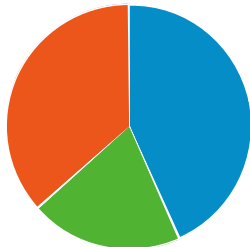


	\$ PER HOUSEHOLD	TOTAL \$000'S
Totals:	\$4,521	\$60,019
Natural Gas	\$483	\$6,424
Electricity	\$1,708	\$22,672
Fuel Oil And Other Fuels	\$165	\$2,196
Telephone Service	\$1,543	\$20,483
Other Utilities	\$621	\$8,244

	\$ PER HOUSEHOLD	TOTAL \$000'S
Totals:	\$4,659	\$62,357
Natural Gas	\$500	\$6,702
Electricity	\$1,757	\$23,514
Fuel Oil And Other Fuels	\$170	\$2,286
Telephone Service	\$1,589	\$21,268
Other Utilities	\$641	\$8,588

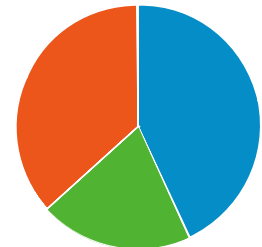
Reading (2015)

- Newspapers
- Magazines
- Books



Reading (2020)

- Newspapers
- Magazines
- Books

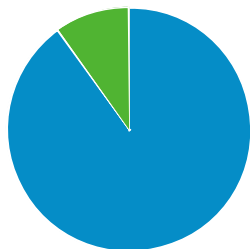


	\$ PER HOUSEHOLD	TOTAL \$000'S
Totals:	\$135	\$1,794
Newspapers	\$58	\$770
Magazines	\$27	\$368
Books	\$49	\$657

	\$ PER HOUSEHOLD	TOTAL \$000'S
Totals:	\$141	\$1,889
Newspapers	\$60	\$811
Magazines	\$28	\$387
Books	\$51	\$691

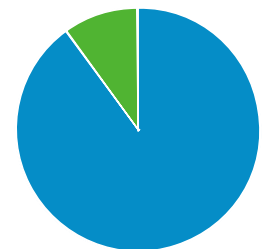
Tobacco (2015)

- Cigarettes
- Other Tobacco Products



Tobacco (2020)

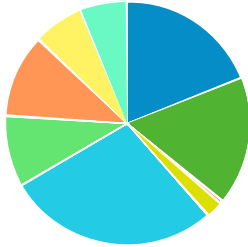
- Cigarettes
- Other Tobacco Products



	\$ PER HOUSEHOLD	TOTAL \$000'S
Totals:	\$364	\$4,840
Cigarettes	\$328	\$4,356
Other Tobacco Products	\$36	\$484

Transportation (2015)

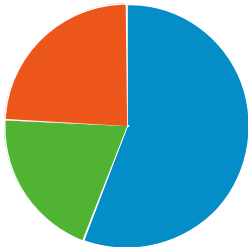
- New Vehicle Purchase
- Used Vehicle Purchase
- Motorcycles (New And Used)
- Vehicle Finance Charges
- Gasoline And Oil
- Vehicle Repair And Maintenance
- Vehicle Insurance
- Public Transportation
- Other Transportation Costs



	\$ PER HOUSEHOLD	TOTAL \$000'S
Totals:	\$11,559	\$153,428
New Vehicle Purchase	\$2,200	\$29,205
Used Vehicle Purchase	\$1,940	\$25,751
Motorcycles (New And Used)	\$48	\$643
Vehicle Finance Charges	\$264	\$3,515
Gasoline And Oil	\$3,241	\$43,027
Vehicle Repair And Maintenance	\$1,092	\$14,505
Vehicle Insurance	\$1,286	\$17,069
Public Transportation	\$753	\$10,005
Other Transportation Costs	\$731	\$9,708

Health Care (2015)

- Health Care Insurance
- Health Care Services
- Health Care Supplies And Equipment



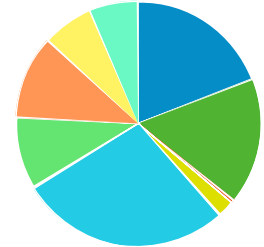
	\$ PER HOUSEHOLD	TOTAL \$000'S
Totals:	\$4,829	\$64,107
Health Care Insurance	\$2,701	\$35,860
Health Care Services	\$958	\$12,718
Health Care Supplies And Equipment	\$1,169	\$15,529

Miscellaneous Expenses (2015)

	\$ PER HOUSEHOLD	TOTAL \$000'S
Totals:	\$370	\$4,959
Cigarettes	\$333	\$4,463
Other Tobacco Products	\$37	\$496

Transportation (2020)

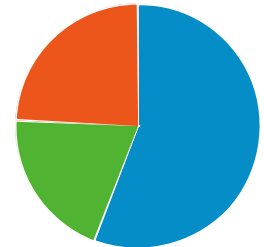
- New Vehicle Purchase
- Used Vehicle Purchase
- Motorcycles (New And Used)
- Vehicle Finance Charges
- Gasoline And Oil
- Vehicle Repair And Maintenance
- Vehicle Insurance
- Public Transportation
- Other Transportation Costs



	\$ PER HOUSEHOLD	TOTAL \$000'S
Totals:	\$11,959	\$160,043
New Vehicle Purchase	\$2,289	\$30,635
Used Vehicle Purchase	\$1,988	\$26,604
Motorcycles (New And Used)	\$49	\$663
Vehicle Finance Charges	\$271	\$3,639
Gasoline And Oil	\$3,332	\$44,592
Vehicle Repair And Maintenance	\$1,129	\$15,120
Vehicle Insurance	\$1,325	\$17,738
Public Transportation	\$803	\$10,756
Other Transportation Costs	\$769	\$10,297

Health Care (2020)

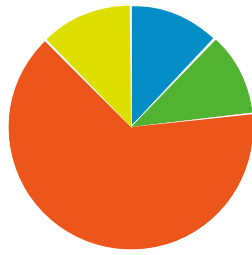
- Health Care Insurance
- Health Care Services
- Health Care Supplies And Equipment



	\$ PER HOUSEHOLD	TOTAL \$000'S
Totals:	\$4,986	\$66,735
Health Care Insurance	\$2,789	\$37,326
Health Care Services	\$988	\$13,228
Health Care Supplies And Equipment	\$1,209	\$16,181

Miscellaneous Expenses (2020)

- Legal And Accounting
- Funeral And Cemetery
- Finance Charges Excluding Mortgage And Vehicle
- Other Miscellaneous Expenses



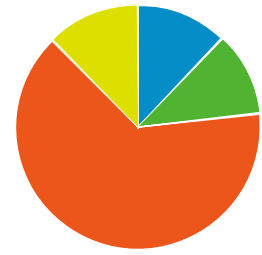
	\$ PER HOUSEHOLD	TOTAL \$000'S
Totals:	\$897	\$11,918
Legal And Accounting	\$108	\$1,443
Funeral And Cemetery	\$100	\$1,330
Finance Charges Excluding Mortgage And Vehicle	\$577	\$7,666
Other Miscellaneous Expenses	\$111	\$1,479

Personal Insurance (2015)		
	\$ PER HOUSEHOLD	TOTAL \$000'S
	\$451	\$5,994

Contributions (2015)		
	\$ PER HOUSEHOLD	TOTAL \$000'S
	\$2,637	\$35,012

Retail Potential (2015)		
	\$ PER HOUSEHOLD	TOTAL \$000'S
New Car Dealers	\$4,166	\$55,301
User Car Dealers	\$249	\$3,306
Recreational Vehicle Dealers	\$12	\$170
Motorcycle and Boat Dealers	\$180	\$2,389
Auto Parts and Accessories	\$647	\$8,598
Tire Dealers	\$295	\$3,916
Furniture Stores	\$418	\$5,558
Floor Covering Stores	\$148	\$1,970
Other Home Furnishing Stores	\$139	\$1,853
Appliances and Electronics Stores	\$969	\$12,864
Computer Stores	\$1,752	\$23,264
Camera and Photography Stores	\$109	\$1,451
Hardware Stores	\$226	\$3,007
Paint and Wallpaper Stores	\$20	\$276
Home Centers	\$501	\$6,660
Other Building Materials Stores	\$603	\$8,011
Outdoor Power Equipment Stores	\$19	\$252
Nursery and Garden Stores	\$151	\$2,008
Grocery Stores	\$6,878	\$91,302
Convenience Stores	\$292	\$3,885
Meat Markets	\$69	\$918
Fish and Seafood Markets	\$16	\$215
Fruit and Vegetable Markets	\$32	\$433
Other Specialty Food Markets	\$50	\$675
Liquor Stores	\$164	\$2,182
Pharmacy and Drug Stores	\$1,451	\$19,269
Costmetics and Beauty Stores	\$61	\$820

- Legal And Accounting
- Funeral And Cemetery
- Finance Charges Excluding Mortgage And Vehicle
- Other Miscellaneous Expenses



	\$ PER HOUSEHOLD	TOTAL \$000'S
Totals:	\$928	\$12,429
Legal And Accounting	\$112	\$1,507
Funeral And Cemetery	\$104	\$1,393
Finance Charges Excluding Mortgage And Vehicle	\$596	\$7,988
Other Miscellaneous Expenses	\$115	\$1,541

Personal Insurance (2020)		
	\$ PER HOUSEHOLD	TOTAL \$000'S
	\$480	\$6,426

Contributions (2020)		
	\$ PER HOUSEHOLD	TOTAL \$000'S
	\$2,836	\$37,956

Source: Applied Geographic Solutions, 2015

Optical Goods Stores	\$145	\$1,927
Other Health and Personal Care Stores	\$117	\$1,555
Gasoline Stations with Convenience Stores	\$1,103	\$14,652
Gasoline Stations without Convenience Stores	\$180	\$2,392
Men's Clothing Stores	\$61	\$810
Women's Clothing Stores	\$195	\$2,593
Childrens' and Infant's Clothing Stores	\$108	\$1,446
Family Clothing Stores	\$412	\$5,475
Clothing Accessory Stores	\$22	\$294
Other Apparel Stores	\$48	\$650
Shoe Stores	\$131	\$1,749
Jewelry Stores	\$268	\$3,562
Luggage Stores	\$247	\$3,288
Sporting Goods Stores	\$182	\$2,422
Hobby, Toy, and Game Stores	\$54	\$729
Sewing and Needlecraft Stores	\$20	\$278
Musical Instrument Stores	\$43	\$579
Book Stores	\$382	\$5,079
Record, Tape, and CD Stores	\$103	\$1,371
Department Stores	\$3,279	\$43,531
Warehouse Superstores	\$1,391	\$18,474
Other General Merchandise Stores	\$393	\$5,222
Florists	\$32	\$427
Office and Stationary Stores	\$302	\$4,021
Gift and Souvenir Stores	\$96	\$1,280
Used Merchandise Stores	\$63	\$838
Pet and Pet Supply Stores	\$127	\$1,688
Art Dealers	\$12	\$162
Mobile Home Dealers	\$0	\$10
Other Miscellaneous Retail Stores	\$131	\$1,740
Mail Order and Catalog Stores	\$2,405	\$31,931
Vending Machines	\$99	\$1,318
Fuel Dealers	\$406	\$5,392
Other Direct Selling Establishments	\$209	\$2,785
Hotels and Other Travel Accommodations	\$157	\$2,085
RV Parks	\$2	\$33
Rooming and Boarding Houses	\$1	\$14
Full Service Restaurants	\$1,056	\$14,018
Limited Service Restaurants	\$1,046	\$13,885
Special Food Services and Catering	\$175	\$2,334
Drinking Places	\$96	\$1,275