

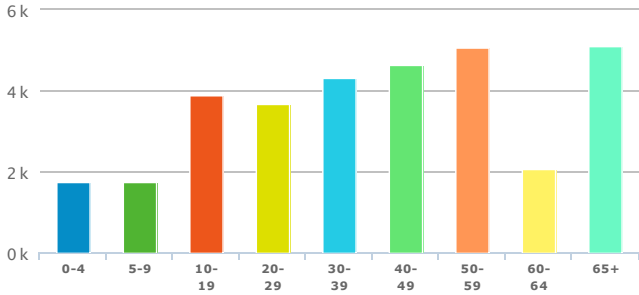
# Report

Demographics Report (Elk Grove Village, Illinois)

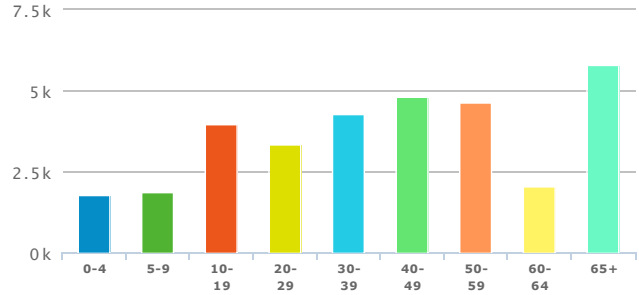
Population (2015)	
	TOTAL
Population (2015)	32,257

Population (2020)	
	TOTAL
Population (2020)	32,554

## Age Distribution (2015)



## Age Distribution (2020)

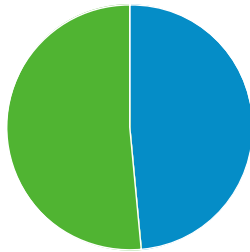


	TOTAL	%
0-4	1,764	5.47
5-9	1,754	5.44
10-19	3,882	12.03
20-29	3,684	11.42
30-39	4,311	13.36
40-49	4,633	14.36
50-59	5,057	15.68
60-64	2,068	6.41
65+	5,099	15.81

	TOTAL	%
0-4	1,770	5.44
5-9	1,856	5.7
10-19	3,989	12.25
20-29	3,340	10.26
30-39	4,306	13.23
40-49	4,811	14.78
50-59	4,643	14.26
60-64	2,057	6.32
65+	5,782	17.76

## Sex (2015)

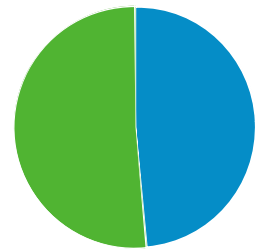
Male  
Female



	TOTAL	%
Male	15,639	48.48
Female	16,618	51.52

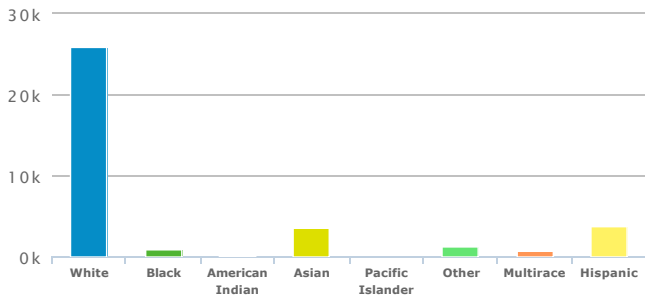
## Sex (2020)

Male  
Female



	TOTAL	%
Male	15,812	48.57
Female	16,742	51.43

### Race and Ethnicity Distribution (2015)

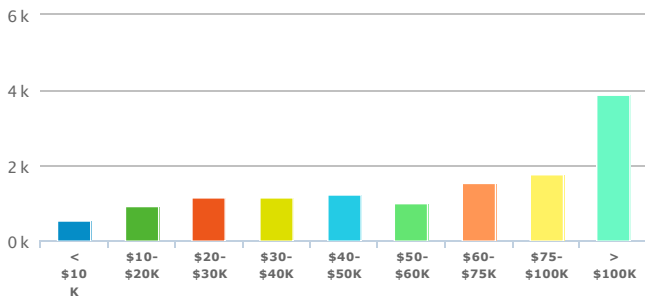


	TOTAL	%
<b>White</b>	<b>25,848</b>	<b>80.13</b>
<b>Black</b>	<b>844</b>	<b>2.62</b>
<b>American Indian</b>	<b>99</b>	<b>.31</b>
<b>Asian</b>	<b>3,590</b>	<b>11.13</b>
<b>Pacific Islander</b>	<b>4</b>	<b>.01</b>
<b>Other</b>	<b>1,206</b>	<b>3.74</b>
<b>Multirace</b>	<b>666</b>	<b>2.06</b>
<b>Hispanic</b>	<b>3,811</b>	<b>11.81</b>

### Total Households (2015)

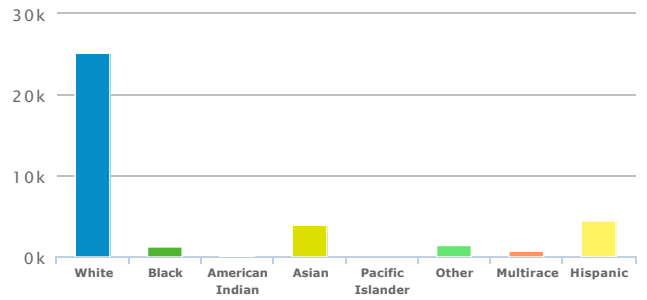
	TOTAL	%
<b>Households</b>	<b>13,273</b>	
<b>Families</b>	<b>8,677</b>	<b>65.37</b>

### Household Income Distribution (2015)



	TOTAL	%
<b>&lt; \$10 K</b>	<b>556</b>	<b>4.19</b>
<b>\$10-\$20K</b>	<b>942</b>	<b>7.1</b>
<b>\$20-\$30K</b>	<b>1,170</b>	<b>8.81</b>
<b>\$30-\$40K</b>	<b>1,173</b>	<b>8.84</b>
<b>\$40-\$50K</b>	<b>1,249</b>	<b>9.41</b>
<b>\$50-\$60K</b>	<b>1,004</b>	<b>7.56</b>
<b>\$60-\$75K</b>	<b>1,526</b>	<b>11.5</b>
<b>\$75-\$100K</b>	<b>1,782</b>	<b>13.43</b>
<b>&gt; \$100K</b>	<b>3,874</b>	<b>29.19</b>

### Race and Ethnicity Distribution (2020)

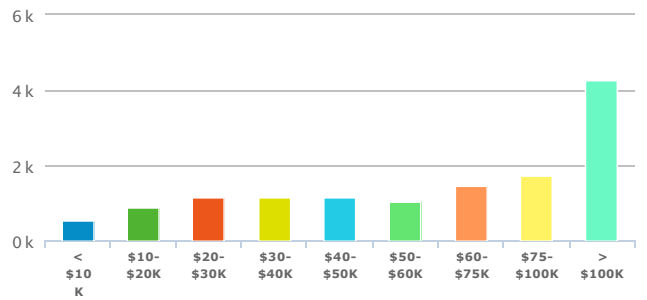


	TOTAL	%
<b>White</b>	<b>25,250</b>	<b>77.56</b>
<b>Black</b>	<b>1,228</b>	<b>3.77</b>
<b>American Indian</b>	<b>112</b>	<b>.34</b>
<b>Asian</b>	<b>3,862</b>	<b>11.86</b>
<b>Pacific Islander</b>	<b>4</b>	<b>.01</b>
<b>Other</b>	<b>1,340</b>	<b>4.12</b>
<b>Multirace</b>	<b>758</b>	<b>2.33</b>
<b>Hispanic</b>	<b>4,382</b>	<b>13.46</b>

### Total Households (2020)

	TOTAL	%
<b>Households</b>	<b>13,382</b>	
<b>Families</b>	<b>8,730</b>	<b>65.24</b>

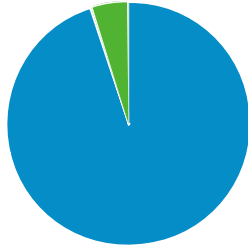
### Household Income Distribution (2020)



	TOTAL	%
<b>&lt; \$10 K</b>	<b>548</b>	<b>4.1</b>
<b>\$10-\$20K</b>	<b>891</b>	<b>6.66</b>
<b>\$20-\$30K</b>	<b>1,148</b>	<b>8.58</b>
<b>\$30-\$40K</b>	<b>1,135</b>	<b>8.48</b>
<b>\$40-\$50K</b>	<b>1,154</b>	<b>8.62</b>
<b>\$50-\$60K</b>	<b>1,054</b>	<b>7.88</b>
<b>\$60-\$75K</b>	<b>1,466</b>	<b>10.96</b>
<b>\$75-\$100K</b>	<b>1,732</b>	<b>12.94</b>
<b>&gt; \$100K</b>	<b>4,253</b>	<b>31.78</b>

### Labor Force Status (2015)

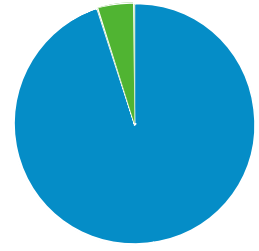
■ Employed  
■ Unemployed



	TOTAL	%
Labor Force	18,565	
Employed	17,647	95.06
Unemployed	918	4.94
In Armed Forces		
Not In Labor Force	7,847	

### Labor Force Status (2020)

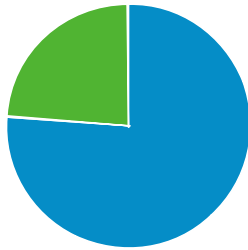
■ Employed  
■ Unemployed



	TOTAL	%
Labor Force	18,648	
Employed	17,731	95.08
Unemployed	917	4.92
In Armed Forces		
Not In Labor Force	7,880	

### Total Number of Housing (2015)

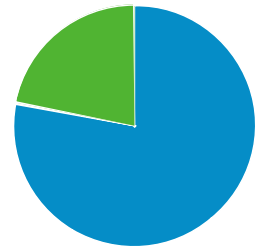
■ Owner-Occupied Dwellings  
■ Renter-Occupied Dwellings



	TOTAL	%
Total Dwellings	13,910	
Owner-Occupied Dwellings	10,118	76.22
Renter-Occupied Dwellings	3,156	23.78
Housing Units Occupied	13,274	95.43

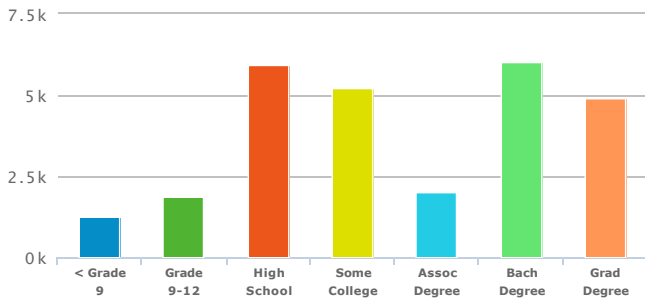
### Total Number of Housing (2020)

■ Owner-Occupied Dwellings  
■ Renter-Occupied Dwellings



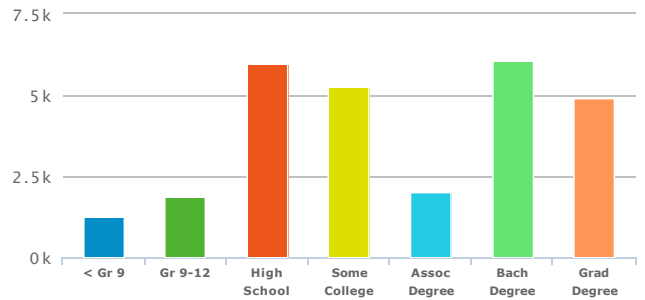
	TOTAL	%
Total Dwellings	14,180	
Owner-Occupied Dwellings	10,447	78.07
Renter-Occupied Dwellings	2,935	21.93
Housing Units Occupied	13,382	94.37

### Education Attainment (2015)



	TOTAL	%
Population Age 25+	27,227	
< Grade 9	1,231	4.52
Grade 9-12	1,888	6.93
High School	5,943	21.83
Some College	5,222	19.18
Assoc Degree	2,001	7.35
Bach Degree	6,047	22.21
Grad Degree	4,895	17.98

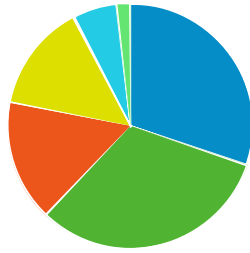
### Education Attainment (2020)



	TOTAL	%
Population Age 25+	27,366	
< Gr 9	1,232	4.5
Gr 9-12	1,894	6.92
High School	5,974	21.83
Some College	5,256	19.21
Assoc Degree	2,011	7.35
Bach Degree	6,085	22.24
Grad Degree	4,914	17.96

**Size of Household (2015)**

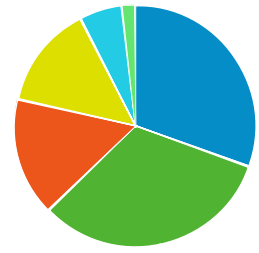
- 1 Person
- 2 Person
- 3 Person
- 4 Person
- 5 Person
- 6+ Person



	TOTAL	%
1 Person	3,972	29.93
2 Person	4,202	31.66
3 Person	2,101	15.83
4 Person	1,886	14.21
5 Person	760	5.73
6+ Person	242	1.82

**Size of Household (2020)**

- 1 Person
- 2 Person
- 3 Person
- 4 Person
- 5 Person
- 6+ Person



	TOTAL	%
1 Person	4,059	30.33
2 Person	4,273	31.93
3 Person	2,088	15.6
4 Person	1,856	13.87
5 Person	753	5.63
6+ Person	240	1.79

Source: Applied Geographic Solutions, 2015